

Service  
Service  
Service

# Product Survey

Product Survey's 1993-1 (4822 727 19718), 1993-2 (4822 727 19979) and 1993-3 (4822 727 20046) are herewith cancelled.

## SURVEY OF MODEL NUMBERS

MODEL	CHASSIS	RC	MODEL	CHASSIS	RC
14AA3527/07B	ANUBIS A	9073	17AA3346/07B	ANUBIS A	6803
14GX1010/67R	ANUBIS S AA	No RC	17HT1340/00Z	ANUBIS B	5930 & 9051
14GX1020/67R	ANUBIS S AA	No RC	17HT1340/01B	ANUBIS B	5930 & 9051
14GX1310/67R	ANUBIS S AA	7805	17HT1340/01Z	ANUBIS B	5930 & 9051
14GX1310/94R	ANUBIS S AA	7805	17HT1340/05Z	ANUBIS B	5930 & 9051
14GX1320/67R	ANUBIS S AA	7805	17HT1340/20Z	ANUBIS B	5930 & 9051
14GX1510/52R	ANUBIS S AA	7805	17HT1340/21B	ANUBIS B	5930 & 9051
14GX1510/54R	ANUBIS S AA	7805	17HT1340/21Z	ANUBIS B	5930 & 9051
14GX1510/56R	ANUBIS S AA	7805	17HT1340/25Z	ANUBIS B	5930 & 9051
14GX1510/58R	ANUBIS S AA	7805	17HT1349/01B	ANUBIS B	5931 & 9051
14GX1510/71R	ANUBIS S AA	7805	17HT1349/21B	ANUBIS B	5931 & 9051
14GX1510/77B	ANUBIS S AA	7805	17HT1540/00B	ANUBIS B	5930 & 9051
14GX1510/77R	ANUBIS S AA	7805	17HT1540/05B	ANUBIS B	5930 & 9051
14GX1510/85R	ANUBIS S AA	7805	17HT1540/20B	ANUBIS B	5930 & 9051
14GX1510/87R	ANUBIS S AA	7805	17HT1540/25B	ANUBIS B	5930 & 9051
14GX1510/99R	ANUBIS S AA	7805	17HT1549/00B	ANUBIS B	5931 & 9051
14GX1512/50B	ANUBIS S AA	7805	17HT1549/05B	ANUBIS B	5931 & 9051
14GX1512/50R	ANUBIS S AA	7805	17HT1549/20B	ANUBIS B	5931 & 9051
14GX1512/57R	ANUBIS S AA	7805	17HT1549/25B	ANUBIS B	5931 & 9051
14GX1512/59H	ANUBIS S AA	7805	17HT1549/33B	ANUBIS B	5931 & 9051
14GX1512/59R	ANUBIS S AA	7805	20GR1250/07B	GR1-AX 20"	9078
14GX1512/62B	ANUBIS S AA	7805	20GR1250/08B	GR1-AX 20"	5701
14GX1512/67R	ANUBIS S AA	7805	20GR1250/15B	GR1-AX 20"	9078
14GX1512/75R	ANUBIS S AA	7805	20GR1250/30B	GR1-AX 20"	9078
14GX1512/79R	ANUBIS S AA	7805	20GX1050/50B	ANUBIS S AA	No RC
14GX1513/56R	ANUBIS S AA	7805	20GX1050/67R	ANUBIS S AA	No RC
14GX1522/50B	ANUBIS S AA	7805	20GX1050/94R	ANUBIS S AA	No RC
14GX1522/67R	ANUBIS S AA	7805	20GX1350/67R	ANUBIS S AA	7805
14GX1810/54R	ANUBIS S AA	7802	20GX1550/52R	ANUBIS S AA	7805
14GX1810/77B	ANUBIS S AA	7802	20GX1550/54R	ANUBIS S AA	7805
14GX1810/77R	ANUBIS S AA	7802	20GX1550/56R	ANUBIS S AA	7805
14GX1810/85R	ANUBIS S AA	7802	20GX1550/58R	ANUBIS S AA	7805
14GX1810/87R	ANUBIS S AA	7802	20GX1550/71R	ANUBIS S AA	7805
14PT121A/05	GR1-AX V-2	9076	20GX1550/77R	ANUBIS S AA	7805
14PT121A/05W	GR1-AX V-2	9076 W	20GX1550/85R	ANUBIS S AA	7805
14PT121A/10	GR1-AX V-2	9076	20GX1550/87R	ANUBIS S AA	7805
14PT135A/00	ANUBIS A	6803	20GX1552/50B	ANUBIS S AA	7805
14PT135A/01	ANUBIS A	6803	20GX1552/50R	ANUBIS S AA	7805
14PT155A/00	ANUBIS A	7823	20GX1552/59H	ANUBIS S AA	7805
14PT155A/01	ANUBIS A	7823	20GX1552/59R	ANUBIS S AA	7805
14PT155A/05	ANUBIS A	7823	20GX1552/62B	ANUBIS S AA	7805
14PT155A/07	ANUBIS A	7823	20GX1552/67R	ANUBIS S AA	7805
14PT155A/13	ANUBIS A	7823	20GX1552/75R	ANUBIS S AA	7805
14PT300A/00	ANUBIS A	9131	20GX1552/79R	ANUBIS S AA	7805
14PT300A/01	ANUBIS A	9131	20GX1553/56R	ANUBIS S AA	7801
14PT300A/07	ANUBIS A	9131	20GX1553/94R	ANUBIS S AA	7801
15AA3537/07B	ANUBIS A	9057	20GX1750/58R	ANUBIS S AA	7807
			20GX1750/62B	ANUBIS S AA	7807

# **SURVEY OF MODEL NUMBERS**

<b>MODEL</b>	<b>CHASSIS</b>	<b>RC</b>	<b>MODEL</b>	<b>CHASSIS</b>	<b>RC</b>
25PT805A/00	FL1.7	7116	28PT532A/13	GR2.2	7502
25PT805A/01	FL1.17	7136	28PT532A/16	GR2.2	7502
25PT805A/20	FL1.17	7136	28PT540A/00	GR2.2	7502
25PT815A/00	FL1.17	7135	28PT542A/16	GR2.2	7502
25PT817A/12	FL1.17	7135	28PT550A/00	GR2.2	7502
25PT900A/01	FL2.16	7142	28PT552A/13	GR2.2	7502
25PT900A/19	FL2.16	7142	28PT560A/00	GR2.3	7502
25PT902A/05	FL2.16	7142	28PT562A/11	GR2.3	7502
25PT910A/01	FL2.16	7141	28PT562A/13	GR2.3	7502
25PT910A/19	FL2.16	7141	28PT800A/00	FL1.17	7136
25PT912A/05	FL2.16	7141	28PT800A/01	FL1.17	7136
25PT912A/12	FL2.16	7141	28PT800A/19	FL1.17	7136
25PT912A/13	FL2.16	7141	28PT802A/05	FL1.17	7136
25PV7505/20	FL1.10	7137	28PT802A/12	FL1.17	7136
25PV7506/21	FL1.10	7137	28PT805A/00	FL1.7	7116
25PV7506/32	FL1.10	7137	28PT805A/01	FL1.17	7136
25PV7506/39	FL1.10	7137	28PT805A/20	FL1.17	7136
25SL5500/20	FL1.10	7138	28PT815A/00	FL1.17	7135
25SL5501/21	FL1.10	7138	28PT817A/12	FL1.17	7135
25SL5501/39	FL1.10	7138	28PT840A/00	FL1.17	7136
25SX8661/56H	G8	7421	28PT840A/19	FL1.17	7136
25SX8661/56R	G8	7421	28PT842A/05	FL1.17	7136
25SX8661/57R	G8	7421	28PT842A/12	FL1.17	7136
25SX8661/75R	G8	7421	28PT842A/13	FL1.17	7136
25SX8661/93R	G8	7421	28PT845A/00	FL1.17	7135
25SX8662/97R	G8	7423	28PT845A/01	FL1.17	7135
25SX8663/61R	G8	7424	28PT847A/12	FL1.17	7135
25SX8761/56H	G8	7421	28PT900A/01	FL2.16	7142
25SX8761/56R	G8	7421	28PT900A/19	FL2.16	7142
25SX8761/57R	G8	7421	28PT902A/05	FL2.16	7142
25SX8761/67R	G8	7421	28PT910A/01	FL2.16	7141
25SX8761/69R	G8	7421	28PT910A/19	FL2.16	7141
25SX8761/73R	G8	7421	28PT910A/42	FL2.16	7141
25SX8761/75R	G8	7421	28PT912A/12	FL2.16	7141
25SX8761/79R	G8	7421	28PT912A/13	FL2.16	7141
28CL6770/25	FL1.10	7138	28PV7805/20	FL1.10	7137
28CL6776/21	FL1.10	7138	28PV7806/21	FL1.10	7137
28CL6776/33	FL1.10	7138	28PV7806/32	FL1.10	7137
28CL6970/20	FL1.10	7137	28PV7806/39	FL1.10	7137
28CL6976/21	FL1.10	7137	28PW630A/00	GR2.3	7118
28CL6976/39	FL1.10	7137	28PW630A/01	GR2.3	7118
28FL2871/56R	FL2-G	7403	28PW632A/05	GR2.3	7118
28FL2871/57R	FL2-G	7403	28PW632A/11	GR2.3	7118
28FL2871/75R	FL2-G	7403	28PW632A/13	GR2.3	7118
28FL2871/79R	FL2-G	7403	28PW960A/01	FL2.14	7111
28FL2871/93R	FL2-G	7403	28PW960A/19	FL2.14	7111
28FL2872/97R	FL2-G	7402	28PW960A/75	FL2.14	7111
28FL2873/61R	FL2-G	7404	28PW962A/12	FL2.14	7111
28ML8805/36B	FL1.16	7141	28SL5800/20	FL1.10	7138
28PT450A/00	GR2.2	7502	28SL5801/21	FL1.10	7138
28PT450A/06	GR2.2	7502	28SL5801/39	FL1.10	7138
28PT450A/42	GR2.2	7502			
28PT450A/43	GR2.2	7502	29FL1770/93R	FL1.0S	6411
28PT452A/11	GR2.2	7502	29PT910A/01	FL2.16	7141
28PT452A/13	GR2.2	7502	29PT910A/19	FL2.16	7141
28PT452A/16	GR2.2	7502	29PT912A/12	FL2.16	7141
28PT470A/00	GR2.2	7502	29PT912A/13	FL2.16	7141
28PT470A/19	GR2.2	7502	29SX8671/56H	G8	7421
28PT472A/16	GR2.2	7502	29SX8671/56R	G8	7421
28PT480A/00	GR2.2	7502	29SX8671/75R	G8	7421
28PT480A/06	GR2.2	7502	29SX8671/93R	G8	7422
28PT482A/05	GR2.2	7502	29SX8672/97R	G8	7423
28PT490A/00	GR2.2	7502	29SX8674/54R	G8	7422
28PT510A/00	GR2.2	6512	29SX8674/78R	G8	7422
28PT512A/11	GR2.2	7502	29SX8674/85R	G8	7422
28PT512A/16	GR2.2	7502	29SX8770/90R	G8	7405
28PT520A/00	GR2.2	7502	29SX8771/56H	G8	7421
28PT520A/06	GR2.2	7502	29SX8771/56R	G8	7421
28PT520A/19	GR2.2	7502	29SX8771/57R	G8	7421
28PT522A/11	GR2.2	7502	29SX8771/67R	G8	7421
28PT522A/13	GR2.2	7502	29SX8771/69R	G8	7421
28PT522A/16	GR2.2	7502	29SX8771/73R	G8	7421
28PT530A/00	GR2.2	7502	29SX8771/75R	G8	7421
28PT530A/06	GR2.2	7502	29SX8771/79R	G8	7421
28PT530A/15	GR2.2	7502			
28PT530A/19	GR2.2	7502	32FL2881/56R	FL2-G	7403
28PT532A/05	GR2.2	7502	32PW960A/01	FL2.14	7111
28PT532A/11	GR2.2	7502	32PW960A/19	FL2.14	7111
			32PW962A/05	FL2.14	7111
			32PW962A/12	FL2.14	7111
			32PW962A/13	FL2.14	7111

MODEL	CHASSIS	RC
33ML8905/32	FL1.16	7141
33ML8905/33	FL1.16	7141
33ML8905/39	FL1.16	7141
33PT700A/00	FL1.10	7138
33PT700A/19	FL1.10	7138
33PT702A/13	FL1.10	7138
33PT710A/01	FL1.10	7137
33PT712A/12	FL1.10	7137
36FL1890/93R	FL1.2S	6411
36ML8965/61B	FL1.2	7117
37TA1210/18	ANUBIS A	9076
37TB1190/19	ANUBIS A	9076
46ML0985/49B	FL1-PTV	7117
46PP910A/01	FL1-PTV	7141
46PP912A/05	FL1-PTV	7141
46PP912A/12	FL1-PTV	7141
46PP912A/13	FL1-PTV	7141
46PP960A/01	FL1-PTV	7111
46PP960A/19	FL1-PTV	7111
46PP960A/49	FL1-PTV	7111
46PP960A/75	FL1-PTV	7111
46PP962A/12	FL1-PTV	7111
46PP962A/13	FL1-PTV	7111
51TA1260/03	ANUBIS A	8201
51TA1260/08	ANUBIS A	8201
51TA1260/11	ANUBIS A	8201
51TA1260/16	ANUBIS A	8201
51TA1410/03	ANUBIS A	9073
51TA1410/23	ANUBIS A	7823
51TA1411/03	ANUBIS A	8201
52TA4310/03	GR2.2	7502
52TA4310/08	GR2.2	7502
52TA4310/18	GR2.2	7502
52TA5210/03	GR2.2	6512
52TA5210/11	GR2.2	6512
52TA5210/16	GR2.2	6512
52TA5210/18	GR2.2	6512
52TB4290/19	GR2.2	7502
52TB5190/19	GR2.2	6512
63TA4410/03	GR2.2	6512
63TA4410/08	GR2.2	6512
63TA4410/11	GR2.2	6512
63TA4410/16	GR2.2	6512
63TA4410/18	GR2.2	6512
63TA4610/18	GR2.2	6512
63TA5210/03	GR2.2	6512
63TA5210/08	GR2.2	6512
63TA5210/11	GR2.2	6512
63TA5210/16	GR2.2	6512
63TA5210/18	GR2.2	6512
63TA5210/31	GR2.2	6512
63TA5610/03	GR2.3	6513
63TA7910/08	FL1.17	7136
63TA7910/18	FL1.17	7136
63TA7930/16	FL1.17	7136
63TB4390/19	GR2.2	6512
63TB4590/19	GR2.2	6512
63TB5190/19	GR2.2	6512
70TA4410/03	GR2.2	6512
70TA4410/08	GR2.2	6512
70TA4410/11	GR2.2	6512
70TA4410/16	GR2.2	6512
70TA4410/18	GR2.2	6512
70TA4610/18	GR2.2	6512
70TA5210/03	GR2.2	6512
70TA5210/08	GR2.2	6512
70TA5210/11	GR2.2	6512
70TA5210/16	GR2.2	6512
70TA5210/18	GR2.2	6512
70TA5210/31	GR2.2	6512
70TA5610/03	GR2.3	6513

MODEL	CHASSIS	RC
70TA5610/08	GR2.3	6513
70TA5610/11	GR2.3	6513
70TA5610/18	GR2.3	6513
70TA7910/08	FL1.17	7136
70TA7910/18	FL1.17	7136
70TA7930/11	FL1.17	7136
70TA7930/16	FL1.17	7136
70TA8030/11	FL1.17	7135
70TA8310/08	FL1.17	7136
70TA8310/18	FL1.17	7136
70TA8330/11	FL1.17	7136
70TB4390/19	GR2.2	6512
70TB4590/19	GR2.2	6512
70TB5190/19	GR2.2	6512
70TB7890/19	FL1.17	7136
70WA6210/18	GR2.3	7118
70WB6190/19	GR2.3	7118
85TA6910/03	FL1.10	7138
85TA6910/08	FL1.10	7138
85TA6930/16	FL1.10	7138
85TA7010/18	FL1.10	7137
85TA7030/11	FL1.10	7137

Safety regulations require that the set be restored to its original condition and that parts which are identical with those specified be used.

Les normes de sécurité exigent que l'appareil soit remis à l'état d'origine et que soient utilisées les pièces de rechange identiques à celles spécifiées.

## CODE NUMBERS FOR ORDERING CHASSIS MANUALS





CHASSIS	LANGUAGE	CODE NUMBER	CHASSIS	LANGUAGE	CODE NUMBER
ANUBIS A AB	NL	4822 727 18728	FL1.14/2.14/1.16/2.16/1.17 AA	NL	4822 727 19921
ANUBIS A AB	GB	4822 727 18801	FL1.14/2.14/1.16/2.16/1.17 AA	GB	4822 727 19919
ANUBIS A AB	F	4822 727 18803	FL1.14/2.14/1.16/2.16/1.17 AA	D	4822 727 19922
ANUBIS A AB	D	4822 727 18805	FL1.14/2.14/1.16/2.16/1.17 AA	F	4822 727 19923
ANUBIS A AB	E	4822 727 18804	FL1.14/2.14/1.16/2.16/1.17 AA	I	4822 727 19924
ANUBIS A AB	I	4822 727 18802	FL1.14/2.14/1.16/2.16/1.17 AA	E	4822 727 19925
ANUBIS A AC	NL	4822 727 19655	FL1-PTV AA	NL	4822 727 19626
ANUBIS A AC	GB	4822 727 19656	FL1-PTV AA	GB	4822 727 19627
ANUBIS A AC	F	4822 727 19657	FL1-PTV AA	D	4822 727 19628
ANUBIS A AC	D	4822 727 19658	FL1-PTV AA	F	4822 727 19629
ANUBIS A AC	E	4822 727 19659	FL1-PTV AA	I	4822 727 19632
ANUBIS A AC	I	4822 727 19661	FL1-PTV AA	E	4822 727 19631
ANUBIS B AA	NL	4822 727 19111	FL1-PTV AB	GB	4822 727 20065
ANUBIS B AA	GB	4822 727 19112	FL1-PTV AB	NL	4822 727 20066
ANUBIS B AA	F	4822 727 19113	FL1-PTV AB	D	4822 727 20067
ANUBIS B AA	D	4822 727 19114	FL1-PTV AB	F	4822 727 20068
ANUBIS B AA	E	4822 727 19115	FL1-PTV AB	I	4822 727 20069
ANUBIS B AA	I	4822 727 19116	FL1-PTV AB	E	4822 727 20071
ANUBIS B AB	NL	4822 727 19662	FL1.0S AB	GB	4822 727 19622
ANUBIS B AB	GB	4822 727 19663	FL1.2 AB/BB	GB	4822 727 19092
ANUBIS B AB	F	4822 727 19664	FL1.2S AA	GB	4822 727 19749
ANUBIS B AB	D	4822 727 19665	FL2-G AA	GB/J	4822 727 19789
ANUBIS B AB	E	4822 727 19666			
ANUBIS B AB	I	4822 727 19667			
ANUBIS S AA	GB	4822 727 19707			
ANUBIS S AA	E	4822 727 19719			
G8 AA	GB	4822 727 19711			
G8 AA	E	4822 727 19722			
GR1-AX version 2	NL	4822 727 18083			
GR1-AX version 2	GB	4822 727 18084			
GR1-AX version 2	D	4822 727 18085			
GR1-AX version 2	F	4822 727 18086			
GR1-AX version 2	E	4822 727 18087			
GR1-AX version 2	I	4822 727 18088			
GR1-AX 20"	NL	4822 727 18073			
GR1-AX 20"	GB	4822 727 18093			
GR1-AX 20"	D	4822 727 18094			
GR1-AX 20"	F	4822 727 18095			
GR1-AX 20"	E	4822 727 18096			
GR1-AX 20"	I	4822 727 18097			
GR2.2 AA	NL	4822 727 19062			
GR2.2 AA	GB	4822 727 19063			
GR2.2 AA	D	4822 727 19064			
GR2.2 AA	F	4822 727 19065			
GR2.2 AA	I	4822 727 19066			
GR2.2 AA	E	4822 727 19067			
GR2.3 AA	NL	4822 727 19731			
GR2.3 AA	GB	4822 727 19732			
GR2.3 AA	F	4822 727 19733			
GR2.3 AA	D	4822 727 19734			
GR2.3 AA	E	4822 727 19735			
GR2.3 AA	I	4822 727 19736			
FL1.1 AC/FL1.7 AA	NL	4822 727 19082			
FL1.1 AC/FL1.7 AA	GB	4822 727 19085			
FL1.1 AC/FL1.7 AA	D	4822 727 19083			
FL1.1 AC/FL1.7 AA	F	4822 727 19084			
FL1.1 AC/FL1.7 AA	I	4822 727 19086			
FL1.1 AC/FL1.7 AA	E	4822 727 19087			
FL1.10 AA	NL	4822 727 19982			
FL1.10 AA	GB	4822 727 19981			
FL1.10 AA	D	4822 727 19983			
FL1.10 AA	F	4822 727 19984			
FL1.10 AA	I	4822 727 19986			
FL1.10 AA	E	4822 727 19985			

## CODE NUMBERS FOR ORDERING REMOTE CONTROL UNITS

RC	CODE NUMBER	RC	CODE NUMBER
5701	4822 218 20875	9051	4822 218 21092
5930	4822 218 21151	9057	4822 218 21152
5931	4822 218 21143	9070	4822 218 21131
6411	4822 218 21021	9073	4822 218 21139
6512	4822 218 21079	9076	4822 218 21117
6803	4822 218 21155	9076W	4822 218 21145
6808	4822 218 21223	9078	4822 218 21133
7111	4822 218 21108	9131	4822 218 21166
7112	4822 218 21125		
7116	4822 218 21125		
7117	4822 218 21125		
7118	4822 218 21205		
7131	4822 218 21201		
7132	4822 218 21195		
7133	4822 218 21191		
7134	4822 218 21192		
7135	4822 218 21227		
7136	4822 218 21228		
7137	4822 218 21229		
7138	4822 218 21231		
7141	4822 218 21225		
7142	4822 218 21226		
7320	4822 218 21214		
7402	4822 218 21219		
7403	4822 218 21221		
7404	4822 218 21222		
7405	4822 218 21215		
7421	4822 218 21193		
7422	4822 218 21216		
7423	4822 218 21218		
7424	4822 218 21251		
7502	4822 218 21161		
7507	4822 218 21249		
7801	4822 218 21184		
7802	4822 218 21198		
7805	4822 218 21183		
7807	4822 218 21211		
7823	4822 218 21212 (=RC9133)		
8201	4822 218 21248		

For more information about remote control units see "RC5 Remote Control Guide" (ordering code 4822 727 19695)







											
MODEL	STYLING	SYSTEM	SOUND; WATT	SIZE	OPTION CODES				VOLT; RANGE	TUNER	REMARKS
		PAL = P SECAM = S NTSC = N	1)	(cm) hwxwd	1	2	3	4	2)		
14AA3527/07B	12	P-BGI,S-BGLL'	1; 1	36x36x37					2	UV915E/IEC	TXT
14GX1010/67R	21	P-BG	1; 4	36x40x38	see sticker in set				4	UV913/IEC	
14GX1020/67R	42	P-BG	1; 4	36x49x40	see sticker in set				4	UV913/IEC	
14GX1310/67R	21	P-BG	1; 4	36x40x38	see sticker in set				4	UV913/IEC	
14GX1310/94R	21	P-BG	1; 4	36x40x38	see sticker in set				3	UV913/IEC	
14GX1320/67R	42	P-BG	1; 4	36x49x40	see sticker in set				4	UV913/IEC	
14GX1510/52R	21	P-BG	1; 4	36x40x38	see sticker in set				4	UV913/IEC	
14GX1510/54R	21	P-MN,N-M	1; 4	36x40x38	see sticker in set				3	UV936E/F	
14GX1510/56R	21	P-BGI,S-BGDK,N-M	1; 4	36x40x38	see sticker in set				3	UV913/IEC	
14GX1510/58R	21	P-BG,S-BGDK	1; 4	36x40x38	see sticker in set				4	UV915E/IEC	
14GX1510/71R	21	N-M	1; 4	36x40x38	see sticker in set				3	UV936E/F	
14GX1510/77B	21	P-MN,N-M	1; 4	36x40x38	see sticker in set				3	UV936E/IEC	
14GX1510/77R	21	P-MN,N-M	1; 4	36x40x38	see sticker in set				3	UV936E/IEC	
14GX1510/85R	21	N-M	1; 4	36x40x38	see sticker in set				3	UV936E/F	
14GX1510/87R	21	N-M	1; 4	36x40x38	see sticker in set				3	UV936E/F	
14GX1510/99R	21	P-BGI,S-BGDK,N-M	1; 4	36x40x38	see sticker in set				3	UV913/IEC	
14GX1512/50B	21	P-BG	1; 4	36x40x38	see sticker in set				4	UV913/IEC	
14GX1512/50R	21	P-BG	1; 4	36x40x38	see sticker in set				4	UV913/IEC	
14GX1512/57R	21	P-I	1; 4	36x40x38	see sticker in set				4	UV913/IEC	
14GX1512/59H	21	P-BG,S-BGDK	1; 4	36x40x38	see sticker in set				3	UV913/IEC	
14GX1512/59R	21	P-BG,S-BGDK	1; 4	36x40x38	see sticker in set				3	UV913/IEC	
14GX1512/62B	21	P-BG,S-BGDK	1; 4	36x40x38	see sticker in set				4	UV915/IEC	
14GX1512/67R	21	P-BG	1; 4	36x40x38	see sticker in set				4	UV913/IEC	
14GX1512/75R	21	P-BH	1; 4	36x40x38	see sticker in set				4	UV963/IEC	
14GX1512/79R	21	P-BG	1; 4	36x40x38	see sticker in set				4	UV913/IEC	
14GX1513/56R	21	P-BGI,S-BGDK,N-M	4; 8	36x40x38	see sticker in set				3	UV913/IEC	
14GX1522/50B	42	P-BG	1; 4	36x49x40	see sticker in set				4	UV913/IEC	
14GX1522/67R	42	P-BG	1; 4	36x49x40	see sticker in set				4	UV913/IEC	
14GX1810/54R	21	P-MN,N-M	5; 8	36x40x38	see sticker in set				3	UV936E/F	
14GX1810/77B	21	P-MN,N-M	5; 8	40x36x38	see sticker in set				3	UV936E/F	
14GX1810/77R	21	P-MN,N-M	5; 8	40x36x38	see sticker in set				3	UV936E/F	
14GX1810/85R	21	N-M	5; 8	36x40x38	see sticker in set				3	UV936E/F	
14GX1810/87R	21	N-M	5; 8	36x40x38	see sticker in set				3	UV936E/F	
14PT121A/05W	5	P-I	1; 1	25x36x38					2	UV943C	
14PT121A/05	5	P-I	1; 1	25x36x38					2	UV943C	
14PT121A/10	5	P-BG	1; 1	25x36x38					2	UV917/PHONO	
14PT135A/00	39	P-BG	1; 1	38x38x38					2	UV917/IEC	
14PT135A/01	39	P-BGI,S-BGLL'	1; 1	38x38x38					2	UV915E/IEC	
14PT155A/00	39	P-BG	1; 1	38x38x38					2	UV917/IEC	TXT
14PT155A/01	39	P-BGI,S-BGLL'	1; 1	38x38x38					2	UV915E/IEC	TXT
14PT155A/05	39	P-I	1; 1	38x38x38					2	U943C/IEC	TXT
14PT155A/07	39	P-BGI,S-BGLL'	1; 1	38x38x38					2	UV915E/IEC	TXT
14PT155A/13	39	P-BGI,S-BGLL'	1; 1	38x38x38					2	UV915E/IEC	TXT
14PT300A/00	11	P-BG	1; 1	39x40x36					2	UV917E/IEC	
14PT300A/01	11	P-BGI,S-BGLL'	1; 1	39x40x36					2	UV915E/IEC	
14PT300A/07	11	P-BGI,S-BGLL'	1; 1	39x40x36					2	UV915E/IEC	
15AA3537/07B	13	P-BGI,S-BGLL'	1; 1	37x38x38					2	UV915E/IEC	TXT-AV
17AA3346/07B	13	P-BGI,S-BGLL'	1; 1	41x42x41					2	UV915E/IEC	AV
17HT1340/05Z	3	P-I	1; 3	41x42x41					2	U944C/IEC	HOTEL
17HT1340/20Z	3	P-BG	1; 3	41x42x41					2	UV916E/IEC	HOTEL
17HT1340/21B	3	P-BGI,S-BGLL'	1; 3	41x42x41					2	UV916E/IEC	HOTEL
17HT1340/21Z	3	P-BGI,S-BGLL'	1; 3	41x42x41					2	UV916E/IEC	HOTEL
17HT1340/25Z	3	P-I	1; 3	41x42x41					2	U944C/IEC	HOTEL
17HT1349/01B	3	P-BGI,S-BGLL'	1; 3	41x42x41					2	UV916E/IEC	HOTEL
17HT1349/21B	3	P-BGI,S-BGLL'	1; 3	41x42x41					2	UV916E/IEC	HOTEL
17HT1540/00B	3	P-BG	1; 3	41x42x41					2	UV619E/IEC	HOTEL
17HT1540/05B	3	P-I	1; 3	41x42x41					2	U944C/IEC	HOTEL
17HT1540/20B	3	P-BG	1; 3	41x42x41					2	UV916E/IEC	HOTEL
17HT1540/25B	3	P-I	1; 3	41x42x41					2	U944C/IEC	HOTEL
17HT1549/00B	3	P-BG	1; 3	41x42x41					2	UV916E/IEC	HOTEL

1) 1 = mono, 2 = stereo, 3 = NICAM, 4 = stereo playback only, 5 = BTSC

2) 1 = 110V, 2 = 220V, 3 = 90 - 276V, 4 = 140 - 276V, 5 = 85 - 120V, 6 = 240V





HOTEL = Hotel TV version

								
MODEL	STYLING	SYSTEM	SOUND; WATT	SIZE	OPTION CODES	VOLT; RANGE	TUNER	REMARKS
		PAL = P SECAM = S NTSC = N	1)	(cm) hxwxh	1 2 3 4	2)		
17HT1549/05B	3	P-I	1; 3	41x42x41		2	U944C/IEC	HOTEL
17HT1549/20B	3	P-BG	1; 3	41x42x41		2	UV916E/IEC	HOTEL
17HT1549/25B	3	P-I	1; 3	41x42x41		2	U944C/IEC	HOTEL
17HT1549/33B	3	P-BG	1; 3	41x42x41		2	UV916E/IEC	HOTEL
20GR1250/07B	6	P-I	1; 1	47x50x48		2	UV917/PHONO	
20GR1250/08B	6	P-BG	1; 1	47x50x48		2	UV917/PHONO	
20GR1250/15B	6	P-BG	1; 1	47x50x48		2	UV917/PHONO	
20GR1250/30B	6	P-BG	1; 1	47x50x48		2	UV917	
20GX1050/50B	22	P-BG	1; 4	48x60x49	see sticker in set	4	UV913/IEC	
20GX1050/67R	22	P-BG	1; 4	48x60x49	see sticker in set	4	UV913/IEC	
20GX1050/94R	22	P-BG	1; 4	48x60x49	see sticker in set	3	UV913/IEC	
20GX1350/67R	22	P-BG	1; 4	48x60x49	see sticker in set	4	UV913/IEC	
20GX1550/52R	22	P-BG	1; 4	48x60x49	see sticker in set	4	UV913/IEC	
20GX1550/54R	22	P-MN,N-M	1; 4	48x60x49	see sticker in set	3	UV936/IEC	
20GX1550/56R	22	P-BG,S-BGDK,N-M	1; 4	48x60x49	see sticker in set	3	UV913/IEC	
20GX1550/58R	22	P-BG,S-BGDK	1; 4	48x60x49	see sticker in set	4	UV915E/IEC	
20GX1550/71R	22	N-M	1; 4	48x60x49	see sticker in set	3	UV936E/F	
20GX1550/77R	22	P-MN,N-M	1; 4	48x60x49	see sticker in set	3	UV936E/F	
20GX1550/85R	22	N-M	1; 4	48x60x49	see sticker in set	3	UV936E/F	
20GX1550/87R	22	N-M	1; 4	48x60x49	see sticker in set	3	UV936E/F	
20GX1552/50B	22	P-BG	1; 4	48x60x49	see sticker in set	4	UV913/IEC	
20GX1552/50R	22	P-BG	1; 4	48x60x49	see sticker in set	4	UV913/IEC	
20GX1552/59H	22	P-BG,S-BGDK	1; 4	48x60x49	see sticker in set	3	UV913/IEC	
20GX1552/59R	22	P-BG,S-BGDK	1; 4	48x60x49	see sticker in set	3	UV913/IEC	
20GX1552/62B	22	P-BG,S-BGDK	1; 4	48x60x49	see sticker in set	4	UV915/IEC	
20GX1552/67R	22	P-BG	1; 4	48x60x49	see sticker in set	4	UV913/IEC	
20GX1552/75R	22	P-BH	1; 4	48x60x49	see sticker in set	4	UV963E/F	
20GX1552/79R	22	P-BG	1; 4	48x60x49	see sticker in set	4	UV913/IEC	
20GX1553/56R	22	P-BG,S-BGDK,N-M	4; 8	48x60x49	see sticker in set	3	UV913/IEC	
20GX1553/94R	22	P-BG	4; 8	48x60x49	see sticker in set	3	UV913/IEC	
20GX1750/58R	22	P-BG,S-BGDK	1; 4	48x60x49	see sticker in set	4	UV915E/IEC	TXT
20GX1750/62B	22	P-BG,S-BGDK	1; 4	48x60x49	see sticker in set	4	UV915E/IEC	TXT
20GX1750/75R	22	P-BH	1; 4	48x60x49	see sticker in set	4	UV963/IEC	TXT
20GX1850/54R	22	P-MN,N-M	4; 8	48x60x49	see sticker in set	3	UV936E/F	
20GX1850/77R	22	P-MN,N-M	5; 8	48x60x49	see sticker in set	3	UV936E/F	
20GX1850/85R	22	N-M	5; 8	48x60x49	see sticker in set	3	UV936E/F	
20GX1850/87R	22	N-M	5; 8	48x60x49	see sticker in set	3	UV936E/F	
20PT135A/00	43	P-BG	1; 1	47x50x48		2	UV917/IEC	
20PT135A/01	43	P-BG,S-BGDK	1; 1	47x50x48		2	UV915E/IEC	
20PT135A/42	43	P-BG,S-BGDK	1; 1	47x50x48		2	UV917/IEC	
20PT150A/00/01	9	P-BG	1; 1	50x47x48		2	UV917/IEC	TXT
20PT150A/07	9	P-BG,S-BGDK	1; 1	50x47x48		2	UV915E/IEC	TXT
20PT150A/13/16	9	P-BG	3; 1	50x47x48		2	UV917/IEC	TXT
20PT150A/42	9	P-BG,S-BGDK	1; 1	50x47x48		2	UV917/IEC	TXT
21AA3557/07B	13	P-BG,S-BGDK	1; 1	51x48x47		2	UV915E/IEC	TXT-A/V
21GX1560/52R	23	P-BG	1; 4	49x61x49	see sticker in set	4	UV913/IEC	
21GX1560/54R	23	P-MN,N-M	1; 4	49x61x49	see sticker in set	3	UV936E/F	
21GX1560/56R	23	P-BG,S-BGDK,N-M	1; 4	49x61x49	see sticker in set	3	UV913/IEC	
21GX1560/56S	23	P-BG,S-BGDK,N-M	1; 4	49x61x49	see sticker in set	3	UV913/IEC	
21GX1560/58R	23	P-BG,S-BGDK	1; 4	49x61x49	see sticker in set	4	UV915E/IEC	
21GX1560/71R	23	N-M	1; 4	49x61x49	see sticker in set	3	UV936E/F	
21GX1560/77R	23	P-MN,N-M	1; 4	49x61x49	see sticker in set	3	UV936E/F	
21GX1560/85R	23	N-M	1; 4	49x61x49	see sticker in set	3	UV936E/F	
21GX1560/87R	23	N-M	1; 4	49x61x49	see sticker in set	3	UV936E/F	
21GX1562/50B	23	P-BG	1; 4	49x61x49	see sticker in set	4	UV913/IEC	
21GX1562/50R	23	P-BG	1; 4	49x61x49	see sticker in set	4	UV913/IEC	
21GX1562/59H	23	P-BG,S-BGDK	1; 4	49x61x49	see sticker in set	3	UV913/IEC	
21GX1562/59R	23	P-BG,S-BGDK	1; 4	49x61x49	see sticker in set	3	UV913/IEC	
21GX1562/62B	23	P-BG,S-BGDK	1; 4	49x61x49	see sticker in set	4	UV915E/IEC	
21GX1562/67R	23	P-BG	1; 4	49x61x49	see sticker in set	4	UV913/IEC	
21GX1562/75R	23	P-BH	1; 4	49x61x49	see sticker in set	4	UV913/IEC	

1) 1 = mono, 2 = stereo, 3 = NICAM, 4 = stereo playback only, 5 = BTSC

2) 1 = 110V, 2 = 220V, 3 = 90 - 276V, 4 = 140 - 276V, 5 = 85 - 120V, 6 = 240V





HOTEL = Hotel TV version

MODEL	STYLING	SYSTEM 	SOUND; WATT 	SIZE 	OPTION CODES	VOLT; RANGE 	TUNER	REMARKS
		PAL = P SECAM = S NTSC = N	1)	(cm) hxwxh	1 2 3 4	2)		
21GX1562/79R	23	P-BG	1; 4	49x61x49	see sticker in set	4	UV913/IEC	
21GX1563/50B	23	P-BG	4; 8	49x61x49	see sticker in set	4	UV913/IEC	
21GX1563/56H	23	P-BGI,S-BGDK,N-M	4; 8	49x61x49	see sticker in set	3	UV913/IEC	
21GX1563/56R	23	P-BGI,S-BGDK,N-M	4; 8	49x61x49	see sticker in set	3	UV913/IEC	
21GX1563/67R	23	P-BG	4; 8	49x61x49	see sticker in set	4	UV913/IEC	
21GX1563/93R	23	P-BGI,S-BGDK,N-M	4; 8	49x61x49	see sticker in set	4	UV913/IEC	
21GX1563/94R	23	P-BG	4; 8	49x61x49	see sticker in set	3	UV913/IEC	
21GX1563/99R	23	P-BGI,S-BGDK,N-M	4; 8	49x61x49	see sticker in set	3	UV913/IEC	
21GX1760/50B	23	P-BG	1; 4	49x61x49	see sticker in set	4	UV913/IEC	TXT
21GX1760/58R	23	P-BG,S-BGDK	1; 4	49x61x49	see sticker in set	4	UV915E/IEC	TXT
21GX1760/62B	23	P-BG,S-BGDK	1; 4	49x61x49	see sticker in set	4	UV915E/IEC	TXT
21GX1760/75R	23	P-BH	1; 4	49x61x49	see sticker in set	4	UV963/IEC	TXT
21GX1760/79R	23	P-BG	1; 4	49x61x49	see sticker in set	4	UV913/IEC	TXT
21GX1763/56R	23	P-BGI,S-BGDK,N-M	4; 8	49x61x49	see sticker in set	3	UV913/IEC	
21HT1350/01Z	3	P-BGI,S-BGLL'	1; 3	48x51x47		2	UV916E/IEC	HOTEL
21HT1350/01B	3	P-BGI,S-BGLL'	1; 3	48x51x47		2	UV916E/IEC	HOTEL
21HT1350/00Z	3	P-BG	1; 3	48x51x47		2	UV916E/IEC	HOTEL
21HT1350/05Z	3	P-I	1; 3	48x51x47		2	U944C/IEC	HOTEL
21HT1350/20Z	3	P-BG	1; 3	48x51x47		2	UV916E/IEC	HOTEL
21HT1350/21B	3	P-BGI,S-BGLL'	1; 3	48x51x47		2	UV916E/IEC	HOTEL
21HT1350/21Z	3	P-BGI,S-BGLL'	1; 3	48x51x47		2	UV916E/IEC	HOTEL
21HT1350/25Z	3	P-I	1; 3	48x51x47		2	U944C/IEC	HOTEL
21HT1359/01B	3	P-BGI,S-BGLL'	1; 3	48x51x47		2	UV916E/IEC	HOTEL
21HT1359/21B	3	P-BGI,S-BGLL'	1; 3	48x51x47		2	UV916E/IEC	HOTEL
21HT1550/00B	3	P-BG	1; 3	48x51x47		2	UV916E/IEC	HOTEL
21HT1550/05B	3	P-I	1; 3	48x51x47		2	U944C/IEC	HOTEL
21HT1550/20B	3	P-BG	1; 3	48x51x47		2	UV916E/IEC	HOTEL
21HT1550/25B	3	P-I	1; 3	48x51x47		2	U944C/IEC	HOTEL
21HT1559/00B	3	P-BG	1; 3	48x51x47		2	UV916E/IEC	HOTEL
21HT1559/05B	3	P-I	1; 3	48x51x47		2	U944C/IEC	HOTEL
21HT1559/20B	3	P-BG	1; 3	48x51x47		2	UV916E/IEC	HOTEL
21HT1559/25B	3	P-I	1; 3	48x51x47		2	U944C/IEC	HOTEL
21HT1559/33B	3	P-BG	1; 3	48x51x47		2	UV916E/IEC	HOTEL
21PT131B/05	41	P-I	1; 1	49x50x49		2	U943C/IEC	
21PT134B/00	40	P-BG	1; 1	49x50x49		2	UV917/IEC	
21PT134B/01	40	P-BGI,S-BGLL'	1; 1	49x50x49		2	UV915E/IEC	
21PT134B/42	40	P-BG,S-BGDK	1; 1	49x50x49		2	UV917/IEC	
21PT161B/00	41	P-BG	1; 1	49x50x49		2	UV917/IEC	
21PT161B/05	41	P-I	1; 1	49x50x49		2	U943C/IEC	
21PT164A/00	8	P-BG	1; 1	48x51x47		2	U917E/IEC	
21PT164A/05	8	P-I	3; 1	48x51x47		2	U943C/IEC	
21PT164B/00	40	P-BG	1; 1	49x50x49		2	UV917/IEC	
21PT164B/01	40	P-BGI,S-BGLL'	1; 1	49x50x49		2	UV915E/IEC	
21PT164B/07	40	P-BGI,S-BGLL'	1; 1	49x50x49		2	UV915E/IEC	
21PT164B/13	40	P-BGI,S-BGLL'	1; 1	49x50x49		2	UV915E/IEC	
21PT164B/13W	40	P-BGI,S-BGLL'	1; 1	49x50x49		2	UV915E/IEC	
21PT164B/42	40	P-BG,S-BGDK	1; 1	49x50x49		2	UV917/IEC	
21PT165A/05	44	P-I	1; 1	48x51x47		2	U943C/IEC	
21PT350A/00	37	P-BG	2; 5	60x62x51		2	UV917E/IEC	
21PT350A/01	37	P-BGI,S-BGLL'	2; 5	60x62x51		2	UV917E/IEC	
21PT440A/00	45	P-BG	2; 20	50x54x48		2	UV916E/IEC	
21PT440A/06	45	P-BGI,S-BGLL'	2; 20	50x54x48		2	UV916E/IEC	
21PT440A/42	45	P-BG,S-BGDK	2; 20	50x54x48		2	UV916E/IEC	
21PT442A/07	45	P-I	3; 20	50x54x48		2	U944C/IEC	
21PT442A/11/13	45	P-BG	3; 20	50x54x48		2	UV916E/IEC	
21PT520A/00	16	P-BG	2; 20	58x52x48		2	UV916E/IEC	
21PT520A/06/19	16	P-BGI,S-BGLL'	2; 20	58x52x48		2	UV916E/IEC	
21PT522A/05	16	P-I	3; 20	58x52x48		2	U944C/IEC	
21PT522A/11/13/16	16	P-BG	3; 20	58x52x48		2	UV916E/IEC	
21PT530A/00	19	P-BG	2; 20	44x62x48		2	UV916E/IEC	
21PT530A/06/19	19	P-BGI,S-BGLL'	2; 20	44x62x48		2	UV916E/IEC	

1) 1 = mono, 2 = stereo, 3 = NICAM, 4 = stereo playback only, 5 = BTSC

2) 1 = 110V, 2 = 220V, 3 = 90 - 276V, 4 = 140 - 276V, 5 = 85 - 120V, 6 = 240V





HOTEL = Hotel TV version

											
MODEL	STYLING	SYSTEM	SOUND; WATT	SIZE	OPTION CODES				VOLT; RANGE	TUNER	REMARKS
		PAL = P SECAM = S NTSC = N	1)	(cm) hxxwd	1	2	3	4	2)		
21PT532A/05	19	P-I	3; 20	44x62x48					2	U944C/IEC	
21PT532A/11/13/16	19	P-BG	3; 20	44x62x48					2	UV916E/IEC	
21PT570A/01	16	P-BG	2; 20	58x52x48					2	UV916E/IEC	
21PT700A/20	24	P-BG	2; 30	48x60x43	016	128	000	000	2	FQ916/BL	
21PT700A/21	24	P-BG,S-BGL,N-M	2; 30	48x60x43	018	128	000	000	2	FQ916ME/BL	
21PT700A/39	24	P-BGI,S-BGLL'	2; 30	48x60x43	020	000	000	000	2	FQ916MF/LIF	
21PT702A/32	24	P-BG,S-BGL,N-M	3; 30	48x60x43	082	128	000	000	2	FQ916ME/BL	
25ML8505/36B	26	P-BG,S-BGL,N-M	3; 40	54x59x44	090	068	000	002	2	FQ916ME/BL	
25PT450A/00	15	P-BG	2; 40	53x69x46					2	UV916E/IEC	
25PT450A/06	15	P-BGI,S-BGLL'	2; 40	53x69x46					2	UV916E/IEC	
25PT450A/15	15	P-BG	2; 40	53x69x46					2	UV916E/IEC	
25PT450A/42	15	P-BG,S-BGDK	2; 40	53x69x46					2	UV916E/IEC	
25PT450A/43	15	P-BG,S-BGDK	2; 40	53x69x46					2	UV916E/IEC	
25PT452A/07	15	P-I	3; 40	53x69x46					2	U944C	
25PT452A/11/13/16	15	P-BG	3; 40	53x69x46					2	UV916E/IEC	
25PT470A/00	15	P-BG	2; 40	53x69x46					2	UV916E/IEC	
25PT470A/19	15	P-BGI,S-BGLL'	2; 40	53x69x46					2	UV916E/IEC	
25PT472A/16	15	P-BG	3; 40	53x69x46					2	UV916E/IEC	
25PT480A/00	17	P-BG	2; 40	53x69x46					2	UV916E/IEC	
25PT482A/05	17	P-I	3; 40	53x69x46					2	U944C	
25PT490A/00	15	P-BG	2; 40	53x69x46					2	UV916E/IEC	
25PT492A/16	15	P-BG	3; 40	53x69x46					2	UV916E/IEC	
25PT510A/00	4	P-BG	2; 40	53x69x46					2	UV916E/IEC	
25PT512A/16	4	P-BG	3; 40	53x69x46					2	UV916E/IEC	
25PT520A/00	46	P-BG	2; 40	49x59x47					2	UV916E/IEC	
25PT520A/06/19	46	P-BGI,S-BGLL'	2; 40	49x59x47					2	UV916E/IEC	
25PT522A/05	46	P-I	3; 40	49x59x47					2	U944C	
25PT522A/13/16	46	P-BG	3; 40	49x59x47					2	UV916E/IEC	
25PT530A/00	19	P-BG	2; 40	49x69x47					2	UV916E/IEC	
25PT530A/06	19	P-BGI,S-BGLL'	2; 40	49x69x47					2	UV916E/IEC	
25PT530A/15	19	P-BG	3; 40	49x69x47					2	UV916E/IEC	
25PT530A/19	19	P-BGI,S-BGLL'	2; 40	49x69x47					2	UV916E/IEC	
25PT530A/42	19	P-BG,S-BGDK	2; 40	49x69x47					2	UV916E/IEC	
25PT532A/05	19	P-I	3; 40	49x69x47					2	U944C	
25PT532A/07	19	P-I	3; 40	49x69x47					2	U944C	
25PT532A/11/13/16	19	P-BG	3; 40	49x69x47					2	UV916E/IEC	
25PT540A/00	4	P-BG	2; 40	53x69x46					2	UV916E/IEC	
25PT542A/16	4	P-BG	3; 40	53x69x46					2	UV916E/IEC	
25PT560A/00	32	P-BG	2; 40	49x69x47					2	UV916E/IEC	
25PT562A/11/13	32	P-BG	3; 40	49x69x47					2	UV916E/IEC	
25PT800A/00	24	P-BG	2; 30	53x67x44	016	064	000	032	2	FQ916ME/BL	
25PT800A/01	24	P-BG,S-BGL,N-M	2; 30	53x67x44	018	064	000	032	2	FQ916ME/BL	
25PT800A/19	24	P-BGI,S-BGLL'	2; 30	53x67x44	020	064	000	000	2	FQ916MF/LIF	
25PT802A/05	24	P-I	3; 30	53x67x44	081	064	000	032	2	FQ944/LIF	
25PT802A/12	24	P-BG,S-BGL,N-M	3; 30	53x67x44	082	064	000	032	2	FQ916ME/BL	
25PT805A/00	30	P-BG	2; 25	53x67x44	016	007	000	000	2	FQ816/IF	
25PT805A/01	30	P-BG,S-BGL,N-M	2; 25	53x67x44	018	064	000	032	2	FQ916ME/BL	
25PT805A/20	30	P-BG	2; 25	53x67x44	016	064	000	032	2	FQ916/BL	
25PT815A/00	30	P-BG	2; 25	53x67x44	024	064	000	034	2	FQ916/BL	
25PT817A/12	30	P-BG,S-BGL,N-M	3; 25	53x67x44	090	064	000	034	2	FQ916ME/BL	
25PT900A/01	1	P-BG,S-BGL,N-M	2; 40	54x69x50	018	068	000	004	2	FQ916ME/BL	
25PT900A/19	1	P-BGI,S-BGLL'	2; 40	54x69x50	020	068	000	004	2	FQ916MF/LIF	
25PT902A/05	1	P-I	3; 40	54x69x50	081	068	000	004	2	FQ944/LIF	
25PT910A/01	1	P-BG,S-BGL,N-M	2; 40	54x69x50	026	068	000	006	2	FQ916ME/BL	
25PT910A/19	1	P-BGI,S-BGLL'	2; 40	54x69x50	028	068	000	006	2	FQ916MF/LIF	
25PT912A/05	1	P-I	3; 40	54x69x50	089	068	000	006	2	FQ944/LIF	
25PT912A/12	1	P-BG,S-BGL,N-M	3; 40	54x69x50	090	068	000	006	2	FQ916ME/BL	
25PT912A/13	1	P-BG,S-BGL,N-M	3; 40	54x69x50	090	068	000	007	2	FQ916ME/BL	
25PV7505/20	25	P-BG	2; 30	53x67x44	024	128	000	000	2	FQ916/BL	
25PV7506/21	25	P-BG,S-BGL,N-M	2; 30	53x67x44	026	128	000	000	2	FQ916ME/BL	

1) 1 = mono, 2 = stereo, 3 = NICAM, 4 = stereo playback only, 5 = BTSC

2) 1 = 110V, 2 = 220V, 3 = 90 - 276V, 4 = 140 - 276V, 5 = 85 - 120V, 6 = 240V





HOTEL = Hotel TV version

											
MODEL	STYLING	SYSTEM	SOUND; WATT	SIZE	OPTION CODES				VOLT; RANGE	TUNER	REMARKS
		PAL = P SECAM = S NTSC = N	1)	(cm) hwxwd	1	2	3	4	2)		
25PV7506/32	25	P-BG,S-BGL,N-M	3; 30	53x67x44	090	128	000	000	2	FQ916ME/BL	
25PV7506/39	25	P-BGI,S-BGLL'	2; 30	53x67x44	028	000	000	000	2	FQ916MF/LIF	
25SL5500/20	25	P-BG	2; 30	53x67x44	016	128	000	000	2	FQ916/BL	
25SL5501/21	25	P-BG,S-BGL,N-M	2; 30	53x67x44	018	128	000	000	2	FQ916ME/BL	
25SL5501/39	25	P-BGI,S-BGLL'	2; 30	53x67x44	020	000	000	000	2	FQ916MF/LIF	
25ST2761/22B	7	P-BG	2; 40	51x69x46					2	UV916E/IEC	
25SX8661/56H/56R	10	P/S-BGIDKK1,N-M/4.43	4; 24	52x72x49	177	000			3	UV916E/IEC	
25SX8661/57R	10	P/S-BGIDKK1,N-M/4.43	3; 24	52x72x49	129	001			4	UV914/IEC	
25SX8661/75R	10	P-BG	4; 24	52x72x49	145	129			6	UV914/IEC	
25SX8661/93R	10	P/S-BGIDKK1,N-M/4.43	3; 24	52x72x49	148	002			4	UV954/IEC	
25SX8662/97R	10	N-M	5; 24	52x72x49	193				4	FS936E/F	
25SX8663/61R	10	N-MN	2; 24	52x72x49	129				3	FS936E/F	
25SX8761/56H/56R	10	P-BGI,S-BG,N-M/4.43	4; 24	52x72x49	241	000			3	UV916E/IEC	
25SX8761/57R	10	P-BGI,N-M/4.43	3; 24	52x72x49	193	001			3	UV914/IEC	
25SX8761/67R	10	P-BGI,N-M/4.43	3; 24	52x72x49	193	001			3	UV914/IEC	
25SX8761/69R	10	P-BG	3; 24	52x72x49	193	001			2	UV914/IEC	
25SX8761/73R	10	P-I	4; 24	52x72x49	193	002			6	UV974/IEC	
25SX8761/75R	10	P-BG	2; 24	52x72x49	145	129			6	UV914/IEC	
25SX8761/79R	10	P-BG	3; 24	52x72x49	193	001			6	UV914/IEC	
28CL6770/25	31	P-I	3; 30	69x80x48	081	128	000	000	2	FQ944/LIF	
28CL6776/21	31	P-BG,S-BGL,N-M	2; 30	69x80x48	018	128	000	000	2	FQ916ME/BL	
28CL6776/33	31	P-BG,S-BGL,N-M	3; 30	69x80x48	082	128	000	000	2	FQ916ME/BL	
28CL6970/20	31	P-BG	2; 30	69x80x48	024	128	000	000	2	FQ916/BL	
28CL6976/21	31	P-BG,S-BGL,N-M	2; 30	69x80x48	026	128	000	000	2	FQ916ME/BL	
28CL6976/39	31	P-BGI,S-BGLL'	2; 30	69x80x48	028	000	000	000	2	FQ916MF/LIF	
28FL2871/56R	47	P-BGID,S-BGDK,N-M/4.43	3; 30	54x74x55	000	000			3	UV916E/IEC	
28FL2871/57R	47	P-BGID,S-BGDK,N-M/4.43	3; 30	54x74x55	000	000			3	UV916E/IEC	
28FL2871/75R	47	P-BGID,S-BGDK,N-M/4.43	2; 30	54x74x55	000	000			6	UV916E/IEC	
28FL2871/79R	47	P-BGID,S-BGDK,N-M/4.43	3; 30	54X74X55	000	000			6	UV916E/IEC	
28FL2871/93R	47	P-BGID,S-BGDK,N-M/4.43	3; 30	54X74X55	000	000			3	UV916E/IEC	
28FL2872/97R	47	N-M	5; 30	54X74X55	005	000			5	FS936E	
28FL2873/61R	47	N-M	2; 30	54X74X55	037	000			3	FS936E	
28ML8805/36B	26	P-BG,S-BGL,N-M	3; 40	58x65x48	090	068	000	002	2	FQ916ME/BL	
28PT450A/06	15	P-BGI,S-BGLL'	2; 40	57x74x46					2	UV916E/IEC	
28PT450A/42	15	P-BG,S-BGDK	2; 40	57x74x46					2	UV916E/IEC	
28PT450A/43	15	P-BG,S-BGDK	2; 40	57x74x46					2	UV916E/IEC	
28PT452A/11/13/16	15	P-BG,S-BGDK	2; 40	57x74x46					2	UV916E/IEC	
28PT470A/00	15	P-BG	2; 40	57x74x46					2	UV916E/IEC	
28PT470A/19	15	P-BGI,SBGLL'	2; 40	57x74x46					2	UV916E/IEC	
28PT472A/16	15	P-BG	3; 40	57x74x46					2	UV916E/IEC	
28PT480A/00	17	P-BG	2; 40	57x74x46					2	UV916E/IEC	
28PT480A/06	17	P-BGI,S-BGLL'	2; 40	57X74X46					2	UV916E/IEC	
28PT482A/05	17	P-I	3; 40	57x74x46					2	U944C	
28PT490A/00	15	P-BG	2; 40	57x74x46					2	UV916E/IEC	
28PT492A/16	15	P-BG	3; 40	57x74x46					2	UV916E/IEC	
28PT510A/00	4	P-BG	2; 50	57x74x46					2	UV916E/IEC	
28PT512A/11/16	4	P-BG	3; 40	57x74x46					2	UV916E/IEC	
28PT520A/00	46	P-BG	2; 40	54X64X47					2	UV916E/IEC	
28PT520A/06/19	46	P-BGI,S-BGLL'	2; 40	54X64X47					2	UV916E/IEC	
28PT522A/11/13/16	46	P-BGI,S-BGLL'	2; 40	54X64X47					2	UV916E/IEC	
28PT530A/00	19	P-BG	2; 40	53x74x47					2	UV916E/IEC	
28PT530A/06	19	P-BG,S-BGDK	2; 40	53x74x47					2	UV916E/IEC	
28PT530A/15	19	P-BG	3; 40	53x74x47					2	UV916E/IEC	
28PT530A/19	19	P-BGI,S-BGLL'	2; 40	53x74x47					2	UV916E/IEC	
28PT532A/05	19	P-I	3; 40	53x74x47					2	U944C	
28PT532A/11/13/16	19	P-BG	3; 40	53x74x47					2	UV916E/IEC	
28PT540A/00	4	P-BG	2; 40	57x74x46					2	UV916E/IEC	
28PT542A/16	4	P-BG	3; 40	57x74x46					2	UV916E/IEC	
28PT560A/00	32	P-BG	2; 40	53x74x46					2	UV916E/IEC	
28PT562A/11/13	32	P-BG	3; 40	53x74x46					2	UV916E/IEC	

1) 1 = mono, 2 = stereo, 3 = NICAM, 4 = stereo playback only, 5 = BTSC

2) 1 = 110V, 2 = 220V, 3 = 90 - 276V, 4 = 140 - 276V, 5 = 85 - 120V, 6 = 240V





HOTEL = Hotel TV version

											
MODEL	STYLING	SYSTEM	SOUND; WATT	SIZE	OPTION CODES				VOLT; RANGE	TUNER	REMARKS
		PAL = P SECAM = S NTSC = N	1)	(cm) hxxxd	1	2	3	4	2)		
28PT800A/00	24	P-BG	2; 30	58x73x47	016	064	000	032	2	FQ916ME/BL	
28PT800A/01	24	P-BG,S-BGL,N-M	2; 30	58x73x47	018	064	000	032	2	FQ916ME/BL	
28PT800A/19	24	P-BGI,S-BGLL'	2; 30	58x73x47	020	064	000	000	2	FQ916MF/LIF	
28PT802A/05	24	P-I	3; 30	58x73x47	081	064	000	032	2	FQ944/LIF	
28PT802A/12	24	P-BG,S-BGL,N-M	3; 30	58x73x47	082	064	000	032	2	FQ916ME/BL	
28PT805A/00	30	P-BG	2; 25	58x73x47	016	007	000	000	2	FQ816/IF	
28PT805A/01	30	P-BG,S-BGL,N-M	2; 25	58x73x47	018	064	000	032	2	FQ916ME/BL	
28PT805A/20	30	P-BG	2; 25	58x73x47	016	064	000	032	2	FQ916/BL	
28PT815A/00	30	P-BG	2; 25	58x73x47	024	064	000	034	2	FQ916/BL	
28PT817A/12	30	P-BG,S-BGL,N-M	3; 25	58x73x47	090	064	000	034	2	FQ916ME/BL	
28PT840A/00	31	P-BG	2; 30	69x80x48	016	064	000	032	2	FQ916/BL	
28PT840A/19	31	P-BGI,S-BGLL'	2; 30	69x80x48	020	064	000	000	2	FQ916MF/LIF	
28PT842A/05	31	P-I	3; 30	69x80x48	081	064	000	032	2	FQ944/LIF	
28PT842A/12	31	P-BG,S-BGL,N-M	3; 30	69x80x48	082	064	000	032	2	FQ916ME/BL	
28PT842A/13	31	P-BG,S-BGL,N-M	3; 30	69x80x48	082	064	000	033	2	FQ916ME/BL	
28PT845A/00	31	P-BG	2; 30	69x80x48	024	064	000	034	2	FQ916/BL	
28PT845A/01	31	P-BG,S-BGL,N-M	2; 30	69x80x48	026	064	000	034	2	FQ916ME/BL	
28PT847A/12	31	B-BG,S-BGL,N-M	3; 30	69x80x48	090	064	000	034	2	FQ916ME/BL	
28PT900A/01	1	P-BG,S-BGL,N-M	2; 40	58x75x51	018	068	000	004	2	FQ916ME/BL	
28PT900A/19	1	P-BGI,S-BGLL'	2; 40	58x75x51	020	068	000	004	2	FQ916MF/LIF	
28PT902A/05	1	P-I	3; 40	58x75x51	081	068	000	004	2	FQ944/LIF	
28PT910A/01	1	P-BG,S-BGL,N-M	2; 40	58x75x51	026	068	000	006	2	FQ916ME/BL	
28PT910A/19	1	P-BGI,S-BGLL'	2; 40	58x75x51	028	068	000	006	2	FQ916MF/LIF	
28PT912A/12	1	P-BG,S-BGL,N-M	3; 40	58x75x51	090	068	000	006	2	FQ916ME/BL	
28PT912A/13	1	P-BG,S-BGL,N-M	3; 40	58x75x51	090	068	000	007	2	FQ916ME/BL	
28PV7805/20	25	P-BG	2; 30	58x73x47	024	128	000	000	2	FQ916/BL	
28PV7806/21	25	P-BG,S-BGL,N-M	2; 30	58x73x47	026	128	000	000	2	FQ916ME/BL	
28PV7806/32	25	P-BG,S-BGL,N-M	3; 30	58x73x47	090	128	000	000	2	FQ916ME/BL	
28PV7806/39	25	P-BGI,S-BGLL'	2; 30	58x73x47	028	000	000	000	2	FQ916MF/LIF	
28PW630A/00	34	P-BG	2; 40	49x77x50					2	UV916E/IEC	
28PW630A/01	34	P-BG	2; 40	49x77x50					2	UV916E/IEC	
28PW632A/05	34	P-I	3; 40	49x77x50					2	UV916E/IEC	
28PW632A/11/13	34	P-BG	3; 40	49x77x50					2	UV916E/IEC	
28PW960A/01/75	2	P-BG,S-BGL,N-M	2; 40	54x74x55	026	068	064	006	2	FQ916ME/BL	
28PW960A/19	2	P-BGI,S-BGLL'	2; 40	54x74x55	028	068	064	006	2	FQ916MF/LIF	
28PW962A/12	2	P-BG,S-BGL,N-M	3; 40	54x74x55	090	068	064	006	2	FQ916ME/BL	
28SL5800/20	25	P-BG	2; 30	58x73x47	016	128	000	000	2	FQ916/BL	
28SL5801/21	25	P-BG,S-BGL,N-M	2; 30	58x73x47	018	128	000	000	2	FQ916ME/BL	
28SL5801/39	25	P-BGI,S-BGLL'	2; 30	58x73x47	020	000	000	000	2	FQ916MF/LIF	
28ST2761/22B	7	P-BG	2; 40	57x74x46					2	UV916E/IEC	
29FL1770/93R	26	P-BGID,S-BGDK,N-M/4.43	2; 40	60x66x50	026	017	000	000	2	FQ816MS/H	
29PT910A/01	1	P-BG,S-BGL,N-M	2; 40	60x78x53	026	068	000	006	2	FQ916ME/BL	
29PT910A/19	1	P-BGI,S-BGLL'	2; 40	60x78x53	028	068	000	006	2	FQ916MF/LIF	
29PT912A/12	1	P-BG,S-BGL,N-M	3; 40	60x78x53	090	068	000	006	2	FQ916ME/BL	
29PT912A/13	1	P-BG,S-BGL,N-M	3; 40	60x78x53	090	068	000	007	2	FQ916ME/BL	
29SX8671/56H/56R	10	P/S-BGIDKK1,N-M/4.43	4; 24	58x79x52	049	000			3	UV916E/IEC	
29SX8671/75R	10	P-BG	2; 24	58x79x52	017	129			6	UV914/IEC	
29SX8671/93R	10	P/S-BGIDKK1,N-M/4.43	3; 24	58x79x52	004	033			4	UV954/IEC	
29SX8672/97R	10	N-M	5; 24	58x79x52	067				4	FS936E/F	
29SX8674/54R/85R	10	P-MN,N-M	5; 24	58x79x52	112				3	FS936E	
29SX8674/78R	10	P-MN,N-M	5; 24	58x79x52	112				3	FS936E	
29SX8770/90R	10	N-M	2; 24	58x79x52					4	FS988/F	
29SX8771/56H/56R	10	P-BGI,S-BG,N-M/4.43	4; 24	58x79x52	113	000			3	UV916E/IEC	
29SX8771/57R	10	P-BG,N-M/4.43	3; 24	58x79x52	065	001			3	UV914/IEC	
29SX8771/67R	10	P-BG,N-M/4.43	3; 24	58x79x52	065	001			3	UV914/IEC	
29SX8771/69R	10	P-BG	3; 24	58x79x52	065	001			2	UV914/IEC	
29SX8771/73R	10	P-I	3; 24	58x79x52	065	002			6	UV974/IEC	
29SX8771/75R	10	P-BG	2; 24	58x79x52	081	129			3	UV914/IEC	
29SX8771/79R	10	P-BG	3; 24	58x79x52	065	001			6	UV914/IEC	

1) 1 = mono, 2 = stereo, 3 = NICAM, 4 = stereo playback only, 5 = BTSC

2) 1 = 110V, 2 = 220V, 3 = 90 - 276V, 4 = 140 - 276V, 5 = 85 - 120V, 6 = 240V





HOTEL = Hotel TV version

											
MODEL	STYLING	SYSTEM	SOUND; WATT	SIZE	OPTION CODES				VOLT; RANGE	TUNER	REMARKS
		PAL = P SECAM = S NTSC = N	1)	(cm) hxwxh	1	2	3	4	2)		
32FL2881/56R	47	P-BGID,S-BGDK,N-M/4.43	3; 30	59x84x59	000				3	UV916E/IEC	
32PW960A/01	2	P-BG,S-BGL,N-M	2; 40	59x84x59	154	068	064	142	2	FQ916DME/B	
32PW960A/19	2	P-BGI,S-BGLL'	2; 40	59x84x59	156	068	064	142	2	FQ916DMF/IF	
32PW962A/05	2	P-I	3; 40	59x84x59	217	068	064	142	2	FQ944D/IF	
32PW962A/12	2	P-BG,S-BGL,N-M	3; 40	59x84x59	218	068	064	142	2	FQ916DME/B	
32PW962A/13	2	P-BG,S-BGL,N-M	3; 40	59x84x59	218	068	064	143	2	FQ916DME/B	
33ML8905/21	26	P-BG,S-BGL,N-M	2; 40	70x79x55	154	068	000	002	2	FQ916DME/B	
33ML8905/32	26	P-BG,S-BGL,N-M	3; 40	70x79x55	218	068	000	002	2	FQ916DME/B	
33ML8905/33	26	P-BG,S-BGL,N-M	3; 40	70x79x55	218	068	000	003	2	FQ916DME/B	
33ML8905/39	26	P-BGI,S-BGLL'	2; 40	70x79x55	156	068	000	002	2	FQ916DMF/IF	
33PT700A/00	25	P-BG	2; 30	70x87x54	016	128	000	000	2	FQ916/BL	
33PT700A/19	25	P-BGI,S-BGLL'	2; 30	70x87x54	020	000	000	000	2	FQ916MF/LIF	
33PT702A/13	25	P-BG,S-BGL,N-M	3; 30	70x87x54	082	128	000	000	2	FQ916ME/BL	
33PT710A/01	25	P-BG,S-BGL,N-M	2; 30	70x87x54	026	128	000	000	2	FQ916ME/BL	
33PT712A/12	25	P-BG,S-BGL,N-M	3; 30	70x87x54	090	128	000	000	2	FQ916ME/BL	
36FL1890/93R	27	P/S-BGIDKK1,N-M/4.43	2; 40	66x90x62	090	037	000	000	2	FQ816MS/H	
36ML8965/61B	27	P-BGI,S-BGLL'	2; 40	66x90x62	156	069	192	000	2	FQ816MF/IF	
37TA1210/18	38	P-BGI,S-BGLL'	1; 1	36x36x37					2	UV915E/IEC	
37TB1190/19	38	P-BGI,S-BGLL'	1; 1	36x36x37					2	UV915E/IEC	
46ML0985/49B	28	P-BG,S-BGL,N-M,N-4.43	2; 40	136x110x53	218	111	094	000	2	FQ816ME/B	
46PP910A/01	29	P-BG,S-BGL,N-M	2; 40	140x100x53	154	079	000	000	2	FQ916DME/B	
46PP912A/05	29	P-I	3; 40	140x100x53	217	111	000	000	2	FQ944D/IF	
46PP912A/12	29	P-BG,S-BGL,N-M	3; 40	140x100x53	218	111	000	000	2	FQ916DME/B	
46PP912A/13	29	P-BG,S-BGL,N-M	3; 40	140x100x53	218	111	000	001	2	FQ916DME/B	
46PP960A/01	28	P-BG,S-BGL,N-M	2; 40	136x110x53	154	079	000	000	2	FQ916DME/B	
46PP960A/19	28	P-BGI,S-BGLL'	2; 40	136x110x53	156	079	000	000	2	FQ916DMF/IF	
46PP960A/49	28	P-BG,S-BGL,N-M	2; 40	136x110x53	154	079	000	000	2	FQ916DME/B	
46PP960A/75	28	P-BG,S-BGL,N-M	2; 40	136x110x53	154	079	000	000	2	FQ916DME/B	
46PP962A/12	28	P-BG,S-BGL,N-M	3; 40	136x110x53	218	111	000	000	2	FQ916DME/B	
46PP962A/13	28	P-BG,S-BGL,N-M	3; 40	136x110x53	218	111	000	001	2	FQ916DME/B	
51TA1260/03/08/16	43	P-BG	1; 1	47x50x48					2	UV917/IEC	
51TA1260/11	43	P-BGI,S-BGLL'	1; 1	47x50x48					2	UV915E/IEC	
51TA1410/03	9	P-BG	1; 1	48x51x47					2	UV917/IEC	
51TA1410/23	9	P-BG	1; 1	48x51x47					2	UV917/IEC	
51TA1411/03	43	P-BG	1; 1	47x50x48					2	UV917E/IEC	
52TA4310/03/08	45	P-BG	2; 20	50x54x48					2	UV916E/IEC	
52TA4310/18	45	P-BGI,S-BGLL'	2; 20	50x54x48					2	UV916E/IEC	
52TA5210/03	35	P-BG	2; 20	50x54x48					2	UV916E/IEC	
52TA5210/11/16	35	P-BG	3; 20	50x54x48					2	UV916E/IEC	
52TA5210/18	35	P-BGI,S-BGLL'	2; 20	50x54x48					2	UV916E/IEC	
52TB4290/19	45	P-BGI,S-BGLL'	2; 20	50x54x48					2	UV916E/IEC	
52TB5190/19	35	P-BGI,S-BGLL'	2; 20	50x54x48					2	UV916E/IEC	
63TA4410/03/08	7	P-BG	2; 40	53x69x46					2	UV916E/IEC	
63TA4410/11/16	7	P-BG	3; 40	53x69x46					2	UV916E/IEC	
63TA4410/18	7	P-BGI,S-BGLL'	2; 40	53x69x46					2	UV916E/IEC	
63TA4610/18	7	P-BGI,S-BGLL'	2; 40	53x69x46					2	UV916E/IEC	
63TA5210/03/08	18	P-BG	2; 40	53x69x46					2	UV916E/IEC	
63TA5210/11/16	18	P-BG	3; 40	53x69x46					2	UV916E/IEC	
63TA5210/18	18	P-BGI,S-BGLL'	2; 40	53x69x46					2	UV916E/IEC	
63TA5610/03	33	P-BG	2; 40	53x69x46					2	UV916E/IEC	
63TA7910/08	30	P-BG	2; 25	53x67x44	016	064	000	032	2	FQ916/BL	
63TA7910/18	30	P-BGI,S-BGLL'	2; 25	53x67x44	020	064	000	000	2	FQ916MF/LIF	
63TA7930/16	30	P-BG,S-BGL,N-M	3; 25	53x67x44	082	064	000	032	2	FQ916ME/BL	
63TB5190/19	18	P-BGI,S-BGLL'	2; 40	53x69x46					2	UV916E/IEC	
70TA4410/03/08	20	P-BG	2; 40	57x74x46					2	UV916E/IEC	
70TA4410/11/16	20	P-BG	3; 40	57x74x46					2	UV916E/IEC	
70TA4410/18	20	P-BGI,S-BGLL'	2; 40	57x74x46					2	UV916E/IEC	
70TA4610/18	20	P-BGI,S-BGLL'	2; 40	57x74x46					2	UV916E/IEC	
70TA5210/03/08	18	P-BG	2; 40	57x74x46					2	UV916E/IEC	
70TA5210/11/16/31	18	P-BG	2; 40	57x74x46					2	UV916E/IEC	

1) 1 = mono, 2 = stereo, 3 = NICAM, 4 = stereo playback only, 5 = BTSC

2) 1 = 110V, 2 = 220V, 3 = 90 - 276V, 4 = 140 - 276V, 5 = 85 - 120V, 6 = 240V

HOTEL = Hotel TV version

											
MODEL	STYLING	SYSTEM	SOUND; WATT	SIZE	OPTION CODES				VOLT; RANGE	TUNER	REMARKS
		PAL = P SECAM = S NTSC = N	1)	(cm) hxwxhd	1	2	3	4	2)		
70TA5210/18	18	P-BGI,S-BGLL'	2; 40	57x74x46					2	UV916E/IEC	
70TA5610/03/08	33	P-BG	2; 40	57x74x46					2	UV916E/IEC	
70TA5610/11	33	P-BG	3; 40	57x74x46					2	UV916E/IEC	
70TA5610/18	33	P-BGI,S-BGLL'	2; 40	57x74x46					2	UV916E/IEC	
70TA7910/08	30	P-BG	2; 25	58x73x47	016	064	000	032	2	FQ916/BL	
70TA7910/18	30	P-BGI,S-BGLL'	2; 25	58x73x47	020	064	000	000	2	FQ916MF/LIF	
70TA7930/11/16	30	P-BG,S-BGL,N-M	3; 25	58x73x47	082	064	000	032	2	FQ916ME/BL	
70TA8030/11	30	P-BG,S-BGL,N-M	3; 25	58x73x47	090	064	000	034	2	FQ916ME/BL	
70TA8310/08	31	P-BG	2; 25	69x80x48	016	064	000	032	2	FQ916/BL	
70TA8310/18	31	P-BGI,S-BGLL'	2; 25	69x80x48	020	064	000	000	2	FQ916/BL	
70TA8330/11	31	P-BG,S-BGL,N-M	3; 25	69x80x48	082	064	000	032	2	FQ916ME/BL	
70TB4390/19	14	P-BGI,S-BGLL'	2; 40	57x74x46					2	UV916E/IEC	
70TB4590/19	14	P-BGI,S-BGLL'	2; 40	57x74x46					2	UV916E/IEC	
70TB5190/19	18	P-BGI,S-BGLL'	2; 40	57x74x46					2	UV916E/IEC	
70TB7890/19	30	P-BGI,S-BGLL'	2; 25	58x73x47	020	064	000	000	2	FQ916MF/LIF	
70WA6210/18	34	P-BGI,S-BGLL'	2; 40	49x77x50					2	UV916E/IEC	
70WB6190/19	34	P-BGI,S-BGLL'	2; 40	49x77x50					2	UV916E/IEC	
85TA6910/03/08	25	P-BG	2; 30	70x87x54	016	128	000	000	2	FQ916/BL	
85TA6930/16	25	P-BG,S-BGL,N-M	3; 30	70x87x54	082	128	000	000	2	FQ916ME/BL	
85TA7010/18	25	P-BGI,S-BGLL'	2; 30	70x87x54	028	000	000	000	2	FQ916MF/LIF	
85TA7030/11	25	P-BG,S-BGL,N-M	3; 30	70x87x54	090	128	000	000	2	FQ916ME/BL	

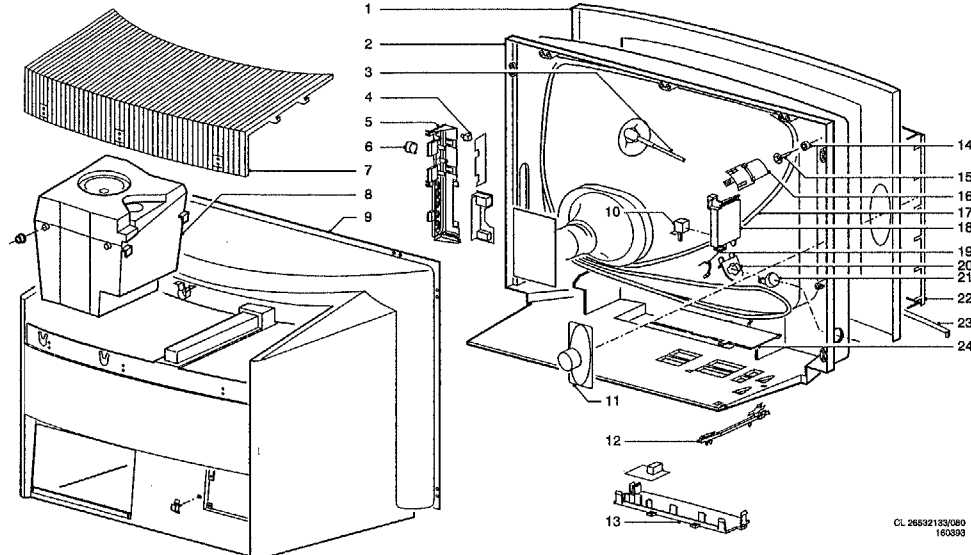
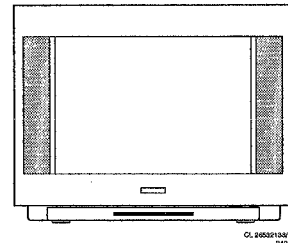
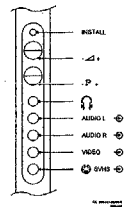
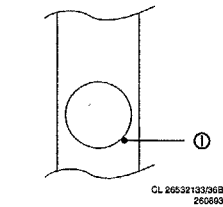
1) 1 = mono, 2 = stereo, 3 = NICAM, 4 = stereo playback only, 5 = BTSC

2) 1 = 110V, 2 = 220V, 3 = 90 - 276V, 4 = 140 - 276V, 5 = 85 - 120V, 6 = 240V

HOTEL = Hotel TV version



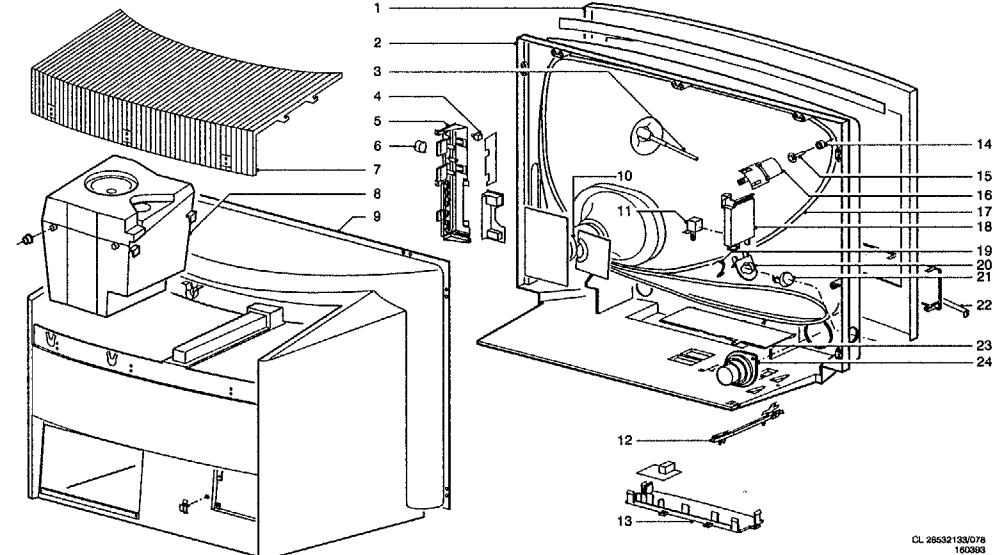
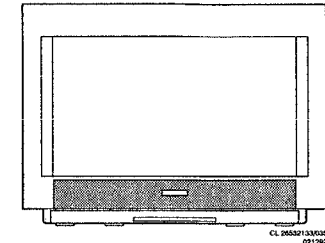
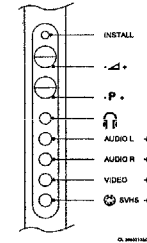
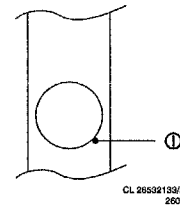
## STYLING 1



- |    |                |                             |
|----|----------------|-----------------------------|
| 1  | 4822 451 80899 | Mask 25"                    |
| 1  | 4822 451 80901 | Mask 28"                    |
| 1  | 4822 451 80905 | Mask 29"                    |
| 2  | 4822 430 50886 | Cabinet 25"                 |
| 2  | 4822 430 50887 | Cabinet 28"                 |
| 2  | 4822 430 50933 | Cabinet 29"                 |
| 3  | 4822 320 20162 | EHT cable                   |
| 4  | 4822 410 62686 | Knob                        |
| 5  | 4822 404 31293 | Bracket for controls        |
| 6  | 4822 410 62584 | Knob volume/program         |
| 7  | 4822 458 20205 | Grill for woofer            |
| 8  | 4822 445 10364 | LS box subwoofer            |
| 9  | 4822 438 40257 | Backcover 25"               |
| 9  | 4822 438 40258 | Backcover 28"               |
| 9  | 4822 438 40268 | Backcover 29"               |
| 10 | 4822 276 13422 | Mains switch                |
| 11 | 4822 240 20322 | Squeeter                    |
| 12 | 4822 404 31288 | Relief for mains cord       |
| 13 | 4822 403 70904 | Bracket for led panel       |
| 14 | 4822 532 12243 | Insert 25"-28"              |
| 14 | 4822 404 31294 | insert 29"                  |
| 15 | 4822 500 10482 | Screw 25"-28"               |
| 15 | 4822 502 21359 | Screw 29"                   |
| 16 | 4822 403 70906 | Bracket fix degaussing coil |

- |    |                              |                           |
|----|------------------------------|---------------------------|
| 17 | 4822 157 70614               | Degaussing coil 25"       |
| 17 | 4822 157 62803               | Degaussing coil 28"       |
| 17 | 4822 157 70836               | Degaussing coil 29"       |
| 18 | 4822 404 31286               | Bracket for mains switch  |
| 19 | 4822 492 71391               | Spring for mains switch   |
| 20 | 4822 403 70905               | Lever for mains knob      |
| 21 | 4822 410 62687               | Knob mains                |
| 22 | not available (part of mask) |                           |
| 23 | 4822 450 62085               | Window                    |
| 24 | 4822 466 62337               | Protection plate          |
|    | 4822 131 20501               | Picture tube A59EAK252X43 |
|    | 4822 131 20567               | Picture tube A66EAK252X44 |
|    | 4822 131 20585               | Picture tube A68ESF002X43 |
|    | 4822 462 10548               | Stand assy for -/05       |
|    | 4822 218 21108               | Remote control RC7111     |
|    | 4822 218 21225               | Remote control RC7141     |
|    | 4822 459 61211               | Text plate for RC7111     |
|    | 4822 459 12926               | Text plate for RC7141     |
|    | 4822 459 11033               | Matchline emblem          |
|    | 4822 459 11127               | Philips emblem            |

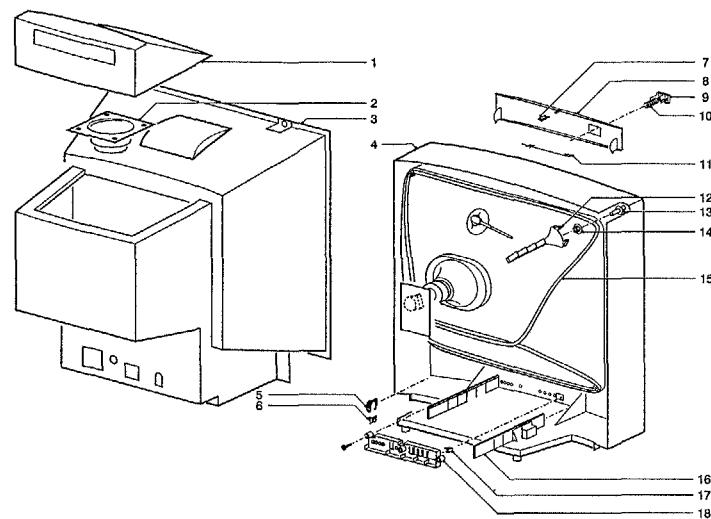

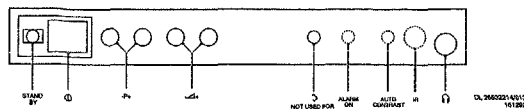
## STYLING 2



- |    |                |                          |
|----|----------------|--------------------------|
| 1  | 4822 451 80903 | Mask 28"                 |
| 1  | 4822 451 80902 | Mask 32"                 |
| 2  | 4822 430 50889 | Cabinet 28"              |
| 2  | 4822 430 50888 | Cabinet 32"              |
| 3  | 4822 320 20162 | EHT cable                |
| 4  | 4822 410 62686 | Knob                     |
| 5  | 4822 404 31293 | Bracket for controls     |
| 6  | 4822 410 62584 | Knob volume/program      |
| 7  | 4822 458 20205 | Grill for woofer         |
| 8  | 4822 445 10364 | LS box subwoofer         |
| 9  | 4822 438 40261 | Backcover 28"            |
| 9  | 4822 438 40259 | Backcover 32"            |
| 10 | 4822 403 70584 | Bracket for scavem panel |
| 11 | 4822 276 13422 | Mains switch             |
| 12 | 4822 404 31288 | Relief for mains cord    |
| 13 | 4822 403 70904 | Bracket for led panel    |
| 14 | 4822 532 12243 | Insert 28"               |
| 14 | 4822 404 31294 | Insert 32"               |
| 15 | 4822 500 10484 | Screw 28"                |
| 15 | 4822 502 21359 | Screw 32"                |

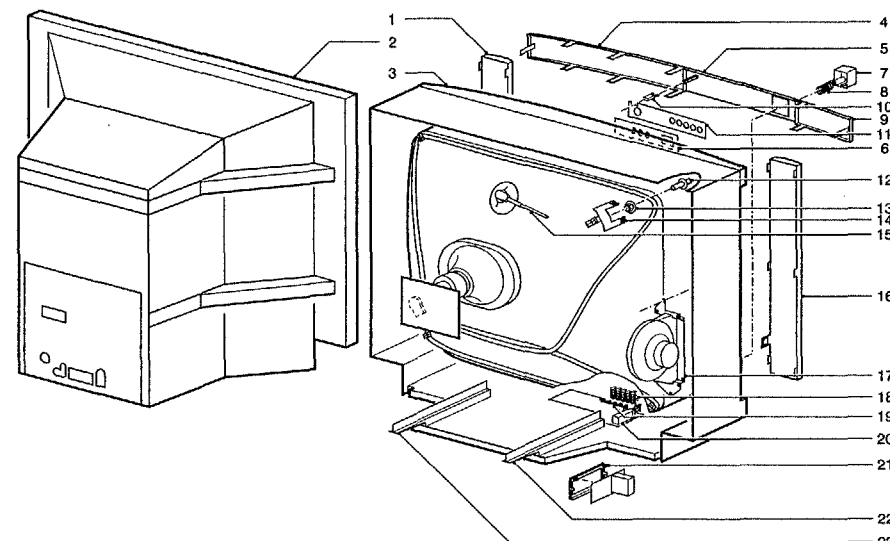

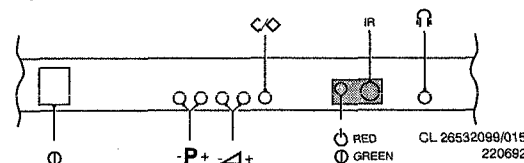
- |    |                |                                     |
|----|----------------|-------------------------------------|
| 16 | 4822 403 70906 | Bracket fix degaussing coil 28"-32" |
| 16 | 4822 404 31289 | Bracket fix degaussing coil 32"     |
| 17 | 4822 157 63844 | Degaussing coil 28"                 |
| 17 | 4822 157 70613 | Degaussing coil 32"                 |
| 18 | 4822 404 31286 | Bracket for mains switch            |
| 19 | 4822 492 71391 | Spring for mains switch             |
| 20 | 4822 403 70905 | Lever for mains knob                |
| 21 | 4822 410 62687 | Knob mains                          |
| 22 | 4822 450 62085 | Window                              |
| 23 | 4822 466 62337 | Protection plate                    |
| 24 | 4822 240 20314 | Squeeter AD33952/X8A                |
|    | 4822 404 30711 | Clamp between degaussing coils      |
|    | 4822 131 20534 | Picture tube W67EWS001X32           |
|    | 4822 131 20553 | Picture tube W76EWS001X42           |
|    | 4822 157 70615 | Canceller coil                      |
|    | 4822 462 10548 | Stand assy for -/05                 |
|    | 4822 459 61211 | Text plate for RC7111               |
|    | 4822 459 11033 | Matchline emblem                    |
|    | 4822 459 11127 | Philips emblem 28"                  |
|    | 4822 459 11141 | Philips emblem 32"                  |

## STYLING 3



1	4822 445 10326	Loudspeaker box 17" light grey	12	4822 404 30839	Bracket for degaussing coil 17"
1	4822 445 10391	Loudspeaker box 17" dark grey	12	4822 404 31238	Bracket for degaussing coil 21"
1	4822 445 10325	Loudspeaker box 21" light grey	13	4822 503 21006	Spindle 17"
1	4822 445 10382	Loudspeaker box 21" dark grey	13	4822 502 21865	Spindle 21"
2	4822 240 30638	Loudspeaker 4" 82	14	4822 505 10903	Nut
3	4822 438 20234	Rear cover 17HT1340/1540 light grey	15	4822 157 52323	Degaussing coil 17"
3	4822 438 20256	Rear cover 17HT1340/1540 dark grey	15	4822 157 52155	Degaussing coil 21"
3	4822 438 10424	Rear cover 17HT1349/1549 light grey	16	4822 462 30557	PWB guide right
3	4822 438 10446	Rear cover 17HT1349/1549 dark grey	17	4822 381 11358	Lens
3	4822 438 30255	Rear cover 21HT1350/1550 light grey	18	4822 410 62132	Knob frame
3	4822 438 30266	Rear cover 21HT1350/1550 dark grey			
3	4822 438 30252	Rear cover 21HT1359/1559 light grey		4822 131 20407	Picture tube A41 EAM 11X13 (for -/00/01/05)
3	4822 438 10447	Rear cover 21HT1359/1559 dark grey		4822 131 20597	Picture tube A41 EAM 40X13 (for -/20/21/25/33)
4	4822 430 20102	Cabinet 17" light grey		4822 131 20324	Picture tube A51 EAM 31X45 (for -/00/01/05)
4	4822 430 20113	Cabinet 17" dark grey		4822 131 20588	Picture tube A51 EAM 50X45 (for -/20/21/25/33)
4	4822 430 30209	Cabinet 21" light grey		4822 404 31278	Bracket for radio unit/DCM unit 17"
4	4822 430 30264	Cabinet 21" dark grey		4822 403 70876	Bracket for radio unit/DCM unit 21"
5	4822 462 30566	Bracket for damper		4822 403 70604	Speaker for speaker panel
6	4822 522 31741	Damper		4822 265 30492	Clickfit unit (LS connectors)
7	4822 278 10088	Locking mechanism		4822 321 10885	Mains cord (for -/00/20)
8	4822 432 93061	Door 17" light grey		4822 321 10814	Mains cord (for -/01/21)
8	4822 432 93214	Door 17" dark grey		4822 404 11466	Mains cord clamp
8	4822 432 93056	Door 21" light grey		4822 303 30457	Aerial assy light grey (only 17")
8	4822 432 93215	Door 21" dark grey		4822 303 30456	Aerial assy dark grey (only 17")
9	4822 410 62129	Mains knob		4822 462 10523	Stand (for 21" -/05/25)
10	4822 492 32656	Spring behind mains knob		4822 532 61151	Bushing for stand (for 21" -/05/25)
				4822 218 21151	User RC no radio; RC5930
				4822 218 21143	User RC radio; RC5931
				4822 218 21092	Hotel RC; RC9051


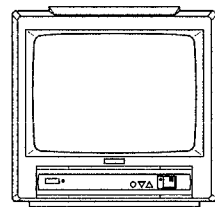
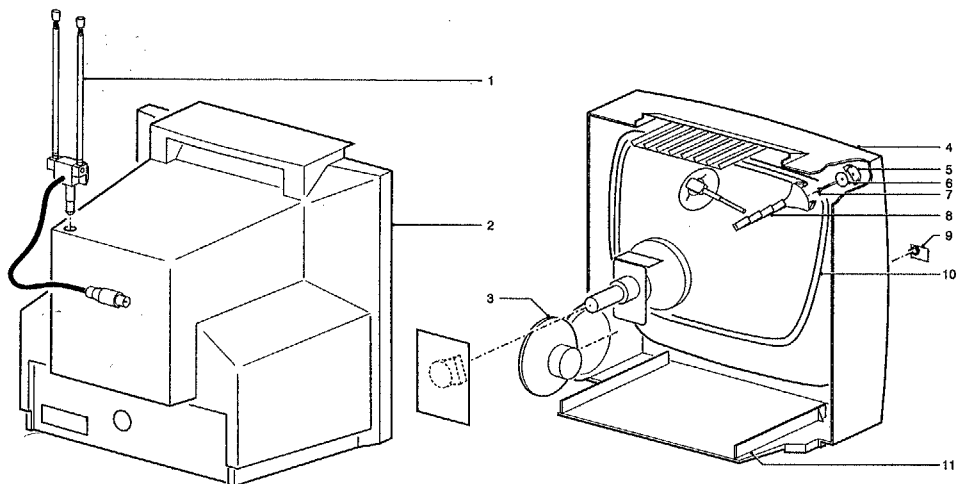
## STYLING 4



1a/b	4822 458 50451	Grill right 25	11	4822 492 71148	Spring for door
1c/d	4822 458 50443	Grill right 28	10	4822 417 50252	Locking mechanism
2a/b	4822 438 30248	Rear cover 25"	11	4822 460 10987	Indication strip
2c/d	4822 438 40225	Rear cover 28"	12	4822 535 12865	Picture tube spindle
3a	4822 430 50878	Cabinet 25"	13	4822 505 10903	Picture tube nut
3b	4822 430 50941	Cabinet 25"			
3c	4822 430 50879	Cabinet 28"			
3d	4822 430 50912	Cabinet 28"			
4a	4822 432 93074	Cover right 25"	14	4822 404 30869	Degaussing coil bracket (4x)
4b	4822 432 93192	Cover right 25"	15	4822 320 20172	EHT cable
4c	4822 432 93075	Cover right 28"	16a/b	4822 458 50449	Grill left 25
4d	4822 432 93145	Cover right 28"	16c/d	4822 458 50442	Grill left 28
5a/c	4822 432 92996	Door	17	4822 240 70252	Acoustic horn (incl. loudspeaker)
5b/d	4822 432 93144	Door			
6a/c	4822 432 10988	Control panel	18	4822 410 61347	Control knob assy 5-fold (plastic)
6b	4822 432 11096	Control panel	19	4822 276 12597	Control switch assy 5-fold (electr.)
6d	4822 432 11113	Control panel	18	4822 404 31318	Bracket fixing controls module
			20	4822 276 12597	Mains switch
7a/c	4822 410 62264	Mains knob		4822 053 21915	Res. 9M1 (on mains switch)
7b/d	4822 410 62759	Mains knob	21	4822 404 31181	Bracket fixing mains filter module
8	4822 492 32656	Spring behind mains knob		4822 403 70926	Bracket fixing sep. mains module
9a	4822 432 93073	Cover left 25"			
9b	4822 432 93193	Cover left 25"			
9c	4822 432 92998	Cover left 28"			
9d	4822 432 93146	Cover left 28"			

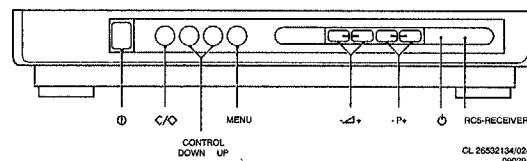
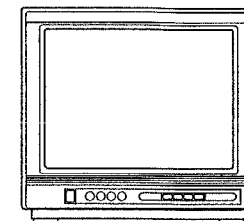
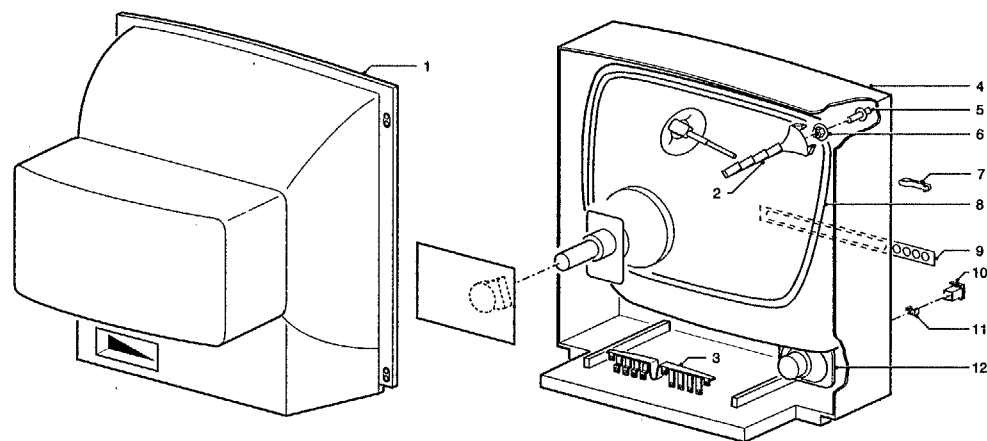
a: 25PT510A  
b: 25PT540A  
c: 28PT510A  
d: 28PT540A

## STYLING 5

CL 26532053/029  
280792CL 26532053/029  
280792CL 96529258/013  
080463

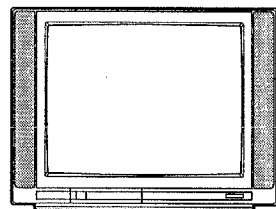
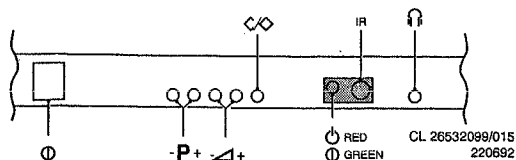
- |    |                |                             |
|----|----------------|-----------------------------|
| 1  | 4822 303 30434 | aerial, rod                 |
| 1  | 4822 303 40058 | aerial, loop for -/05       |
| 2  | 4822 438 10392 | rear cover for 37KV1222     |
| 2  | 4822 438 10394 | rear cover for -/..W        |
| 2  | 4822 438 10404 | rear cover                  |
| 3  | 4822 240 30583 | loudspeaker                 |
| 4  | 4822 430 10401 | cabinet for 37KV1222        |
| 4  | 4822 430 10422 | cabinet                     |
| 4  | 4822 430 10406 | cabinet for 14PT121A/05W    |
| 4  | 4822 430 10423 | cabinet for -/..W           |
| 5  | 4822 466 93169 | plate                       |
| 6  | 4822 532 52483 | washer                      |
| 7  | 4822 502 21245 | screw                       |
| 8  | 4822 404 30753 | bracket for degaussing coil |
| 9  |                | Not Used                    |
| 10 | 4822 157 52316 | degaussing coil             |
| 11 | 4822 404 31248 | Chassis guide               |
|    | 4822 410 62318 | Mainsknob                   |
|    | 4822 410 62321 | Mainsknob for -/....W       |
|    | 4822 410 62317 | knob frame                  |
|    | 4822 410 62319 | knob frame for -/....W      |
|    | 4822 212 23217 | IR Receiver                 |
|    | 4822 218 21117 | remote control RC 9076      |
|    | 4822 218 21131 | remote control RC 9070      |
|    |                | for 37KV1222                |
|    | 4822 131 20316 | Picture tube A34EAC01X45    |

## STYLING 6

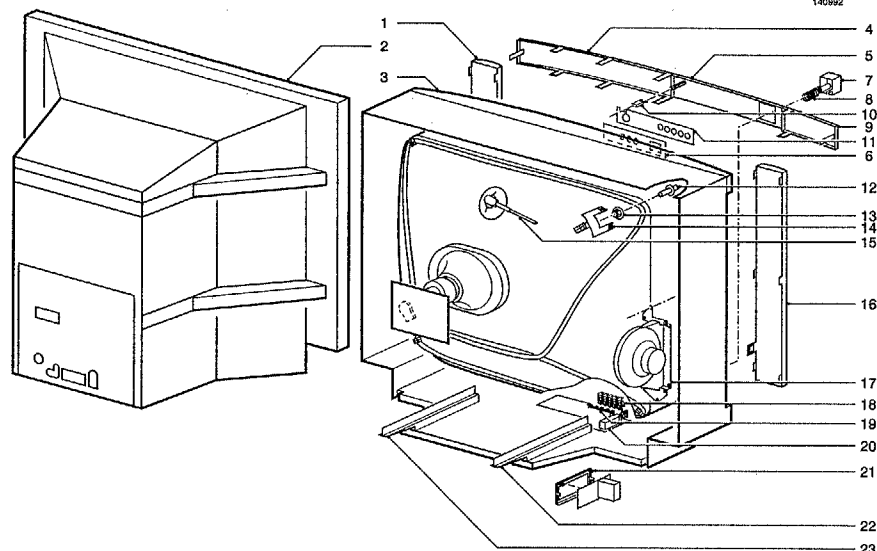
CL 26532134/024  
090293CL 26532134/023  
090293CL 26532134/041  
190393

- |    |                |                           |
|----|----------------|---------------------------|
| 1  | 4822 438 20205 | Rear cover                |
| 2  | 4822 404 30945 | Fixing degaussing coil    |
| 3  | 4822 410 60598 | Control knobs assy 8-fold |
| 4  | 4822 430 30189 | Cabinet                   |
| 5  | 4822 502 12865 | Spindle                   |
| 6  | 4822 505 10903 | Nut                       |
| 7  | 4822 381 11111 | Lens for IR receiver      |
| 8  | 4822 157 52474 | Degaussing coil           |
| 9  | 4822 459 61194 | Text plate                |
| 10 | 4822 410 60597 | Mains push button         |
| 11 | 4822 404 31013 | Coupling piece            |
| 12 | 4822 240 20294 | Loudspeaker               |
|    | 4822 131 20353 | Picture tube A51-441X     |
|    | 4822 218 20875 | Remote control I RC5701   |
|    | 4822 218 21129 | Remote control RC9078     |

## STYLING 7



CL 26532154/013  
140892



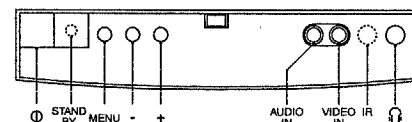
CL 26532134/046  
310393

- |    |                |                                    |
|----|----------------|------------------------------------|
| 1  | 4822 458 50451 | Grill right 25"                    |
| 2  | 4822 438 30248 | Rear cover 25"                     |
| 3  | 4822 430 50899 | Cabinet 25"                        |
| 3a | 4822 430 50884 | Cabinet 25" 63TA4410               |
| 4a | 4822 432 93114 | Front cover right 25"              |
| 4b | 4822 432 93112 | Front cover right 25" for 63TA4610 |
| 5a | 4822 432 93111 | Door for controle panel            |
| 5  | 4822 432 93109 | Door for 63TA4610                  |
| 6  | 4822 432 11096 | Controle panel                     |
| 7b | 4822 410 62656 | Mains knob                         |
| 7a | 4822 410 62657 | Mains knob                         |
| 8  | 4822 492 32656 | Spring behind mains knob           |
| 9a | 4822 432 93115 | Front cover left 25"               |
| 9  | 4822 432 93113 | Front cover left 25" for 63TA4610  |
| 10 | 4822 417 50252 | Locking mechanism                  |
| 11 | 4822 460 10987 | Indication strip                   |
| 12 | 4822 502 12865 | Picture tube spindle               |
| 13 | 4822 505 10903 | Picture tube nut                   |
| 14 | 4822 404 30869 | Degaussing coil bracket            |
| 15 | 4822 320 20208 | EHT cable assy                     |


- |     |                |                             |
|-----|----------------|-----------------------------|
| 16a | 4822 458 50449 | Grill left 25"              |
| 17  | 4822 240 70252 | Acoustic horn               |
| 22  | 4822 404 31181 | Bracket fixing mains module |
| 25  | 4822 462 30543 | Guide left                  |
| 26  | 4822 462 30544 | Guide right                 |
|     | 4822 404 30709 | Degaussing coil clip        |
|     | 4822 157 63747 | Degaussing coil 25"         |
|     | 4822 131 20546 | Picture tube A59EAK71X01    |
|     | 4822 218 21079 | Remote control RC6512       |
|     | 4822 432 92761 | Battery cover RC6512        |
|     | 4822 432 92762 | Top cover RC6512            |

a:63TA4410  
b:63TA4610

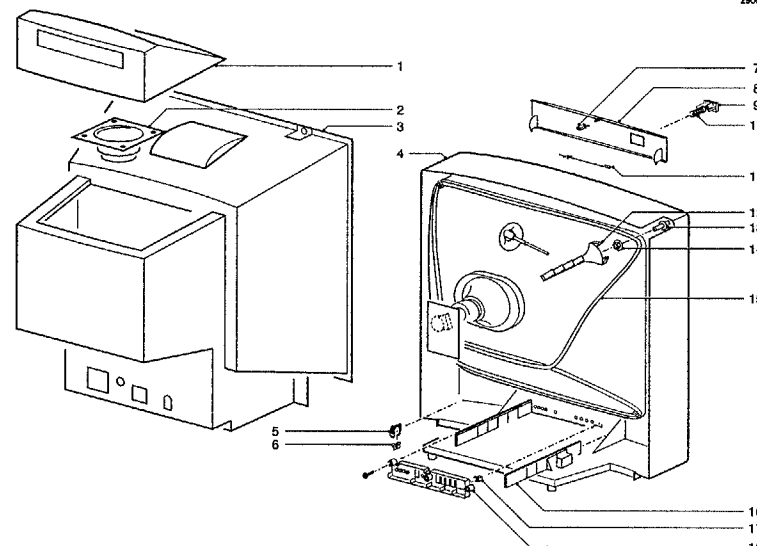
## STYLING 8



CL 26532210/015  
071292



CL 26532053/022  
290692

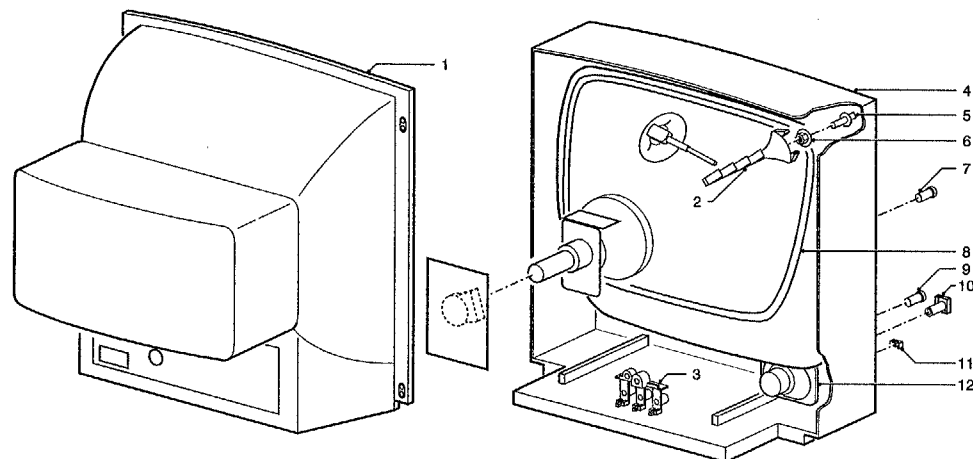

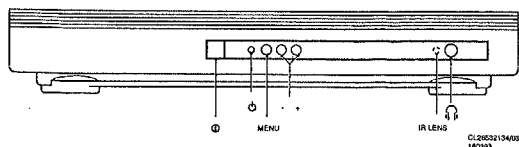


CL 26532134/046  
310393

- |    |                |                          |
|----|----------------|--------------------------|
| 1  | 4822 445 10349 | Loudspeaker box 21"      |
| 2  | 4822 240 50328 | Loudspeaker              |
| 3  | 4822 438 10388 | Rear cover 21"           |
| 4  | 4822 430 40219 | Cabinet 21"              |
| 5  | 4822 462 30566 | Holder for damper        |
| 6  | 4822 522 31741 | Damper                   |
| 7  | 4822 278 10088 | Lock mechanism           |
| 8  | 4822 432 93064 | Door 21"                 |
| 9  | 4822 410 62199 | Mains button             |
| 10 | 4822 492 32656 | Spring                   |
| 11 | 4822 492 71148 | Spring for door          |
| 12 | 4822 404 31238 | Bracket                  |
| 13 | 4822 502 12865 | Spindle                  |
| 14 | 4822 505 10903 | Nut                      |
| 15 | 4822 157 52155 | Degaussing coil 21"      |
| 16 | 4822 462 30557 | Guide                    |
| 17 | 4822 381 11362 | LED lens                 |
| 18 | 4822 413 41777 | Button frame             |
| 19 | 4822 131 20324 | Picture tube A51AEM31X45 |

4822 218 21155 Remote control RC6803  
4822 218 21152 Remote control RC9057

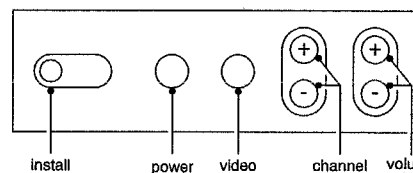
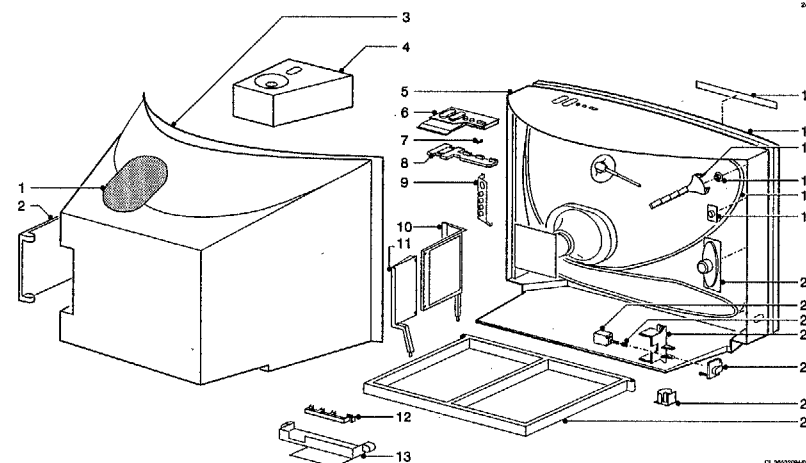
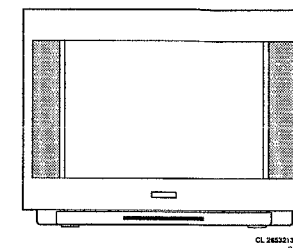
## STYLING 9



- |    |                |                         |
|----|----------------|-------------------------|
| 1  | 4822 432 93121 | Rear cover              |
| 2  | 4822 403 70809 | Bracket                 |
| 3  | 4822 410 62695 | Knob frame              |
| 4  | 4822 430 30228 | Cabinet 20"             |
| 5  | 4822 502 12865 | Spindle                 |
| 6  | 4822 505 10903 | Nut                     |
| 7  | 4822 381 11425 | Ir lens                 |
| 8  | 4822 157 52155 | Deflection coil         |
| 9  | 4822 381 11424 | Led lens                |
| 10 | 4822 410 62696 | Mains knob              |
| 11 | 4822 404 31013 | Interface bracket       |
| 12 | 4822 240 20294 | Loudspeaker             |
| 13 | 4822 131 20353 | Picture tube A51-441X   |
|    | 4822 218 21139 | RC 9073 remote controle |

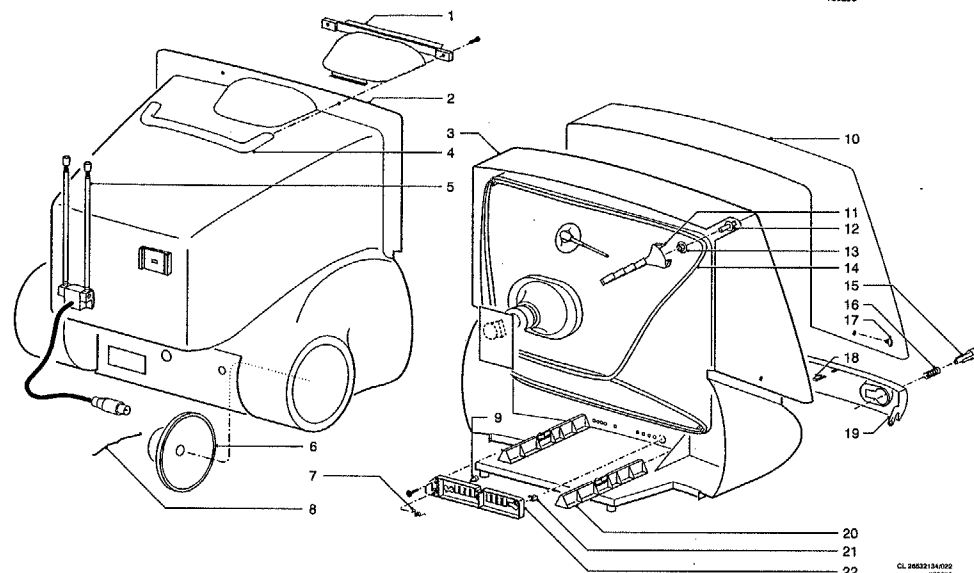
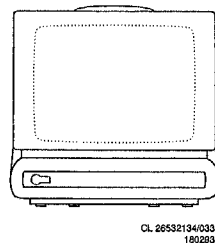
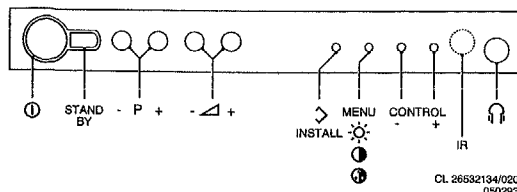
CL 26532134/038  
190393

## STYLING 10

CL 36532075/017  
280493

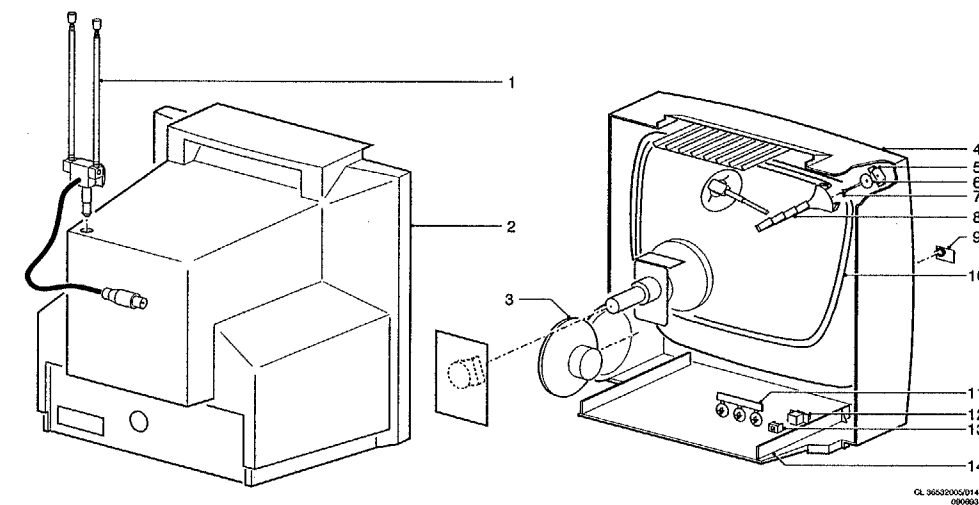
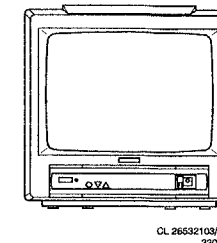
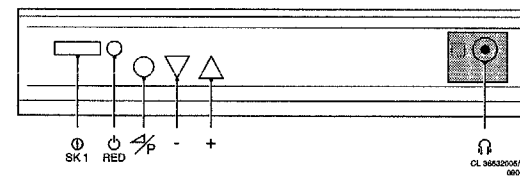
- |    |                |                                      |                |                                            |                                   |
|----|----------------|--------------------------------------|----------------|--------------------------------------------|-----------------------------------|
| 1  | 4822 458 50477 | Grill 25"                            | 15             | 4822 451 70259                             | Mask (only) 25"                   |
| 1  | 4822 458 50476 | Grill 29"                            | 15             | 4822 451 70258                             | Mask (only) 29"                   |
| 2  | 4822 432 93147 | Side Rear connections door           | 16             | 4822 404 30712                             | Degaussing coil clamp             |
| 3  | 4822 438 30258 | Rear cover + grill 25"               | 17             | 4822 505 11115                             | M6 knurl nut                      |
| 3  | 4822 438 30259 | Rear cover + grill 25" -/79          | 18             | 4822 157 70757                             | Degaussing coil standard 25"      |
| 3  | 4822 438 40262 | Rear cover + grill 29"               | 18             | 4822 157 70758                             | Degaussing coil multi voltage 25" |
| 3  | 4822 438 40271 | Rear cover + grill 29" -/54, -/85    | 18             | 4822 157 70756                             | Degaussing coil standard 29"      |
| 3  | 4822 438 40263 | Rear cover + grill 29" -/75          | 18             | 4822 157 70755                             | Degaussing coil multi voltage 29" |
| 3  | 4822 438 40264 | Rear cover + grill 29" -/79          | 19             | 4822 240 20319                             | Loudspeaker tweeter               |
| 3  | 4822 438 40269 | Rear cover + grill 29" -/90          | 20             | 4822 240 20318                             | Loudspeaker                       |
| 4  | 4822 445 10384 | Subwoofer loudspeaker box            | 21             | 4822 278 13395                             | Mains switch                      |
| 4  | 4822 445 10369 | Subwoofer loudspeaker box -/90       | 22             | 4822 492 71393                             | Mains switch spring               |
| 5  | 4822 430 50914 | Cabinet + mask 25"                   | 23             | 4822 404 31301                             | Mains switch bracket              |
| 5  | 4822 430 50913 | Cabinet + mask 29"                   | 24             | 4822 410 62762                             | Mains switch knob                 |
| 6  | 4822 410 62763 | Local keyboard knobs                 | 25             | 4822 404 30316                             | Mains cord block                  |
| 6  | 4822 410 62964 | Local keyboard knobs -/90            | 25             | 4822 401 11513                             | Mains cord block -/90             |
| 7  | 4822 410 62761 | Install knob                         | 26             | 4822 404 31297                             | LSP/SSP chassis holder            |
| 8  | 4822 381 20185 | Light guide local keyboard           | 4822 256 92129 | Splitter 2nd tuner -/54, -/85              |                                   |
| 9  | 4822 404 31304 | Side Front connections bracket       | 4822 210 10581 | BS module -/90 (satellite tuner)           |                                   |
| 9  | 4822 404 31331 | Side Front connections bracket -/90  | 4822 131 20574 | Picture tube A59KHQ146X04 -/56, -/57, -/93 |                                   |
| 10 | 4822 432 93151 | Side Rear connections cover 25"      | 4822 131 20575 | Picture tube A59KHQ197X01 -/67, -/69       |                                   |
| 10 | 4822 432 93199 | Side Rear connections cover 29"      | 4822 131 20576 | Picture tube A59KHQ198X01 -/75, -/79       |                                   |
| 10 | 4822 432 93152 | Side Rear connections cover 29" -/90 | 4822 131 20592 | P. tube A59SMZ193X04 NTSC -/97             |                                   |
| 11 | 4822 432 93148 | BS cover 25"                         | 4822 131 20596 | Picture tube A59KTB40X01 -/61              |                                   |
| 11 | 4822 432 93201 | BS cover 29" -/54, -/85              | 4822 131 20573 | Picture tube A68KSM696X01 -/90, -/97       |                                   |
| 11 | 4822 432 93198 | BS cover 29" -/90                    | 4822 131 20571 | Picture tube A68KSM697X01 -/67, -/69, -/54 |                                   |
| 12 | 4822 255 70291 | LED's support bracket                | 4822 131 20569 | Picture tube A68KSM696X01 -/56, -/57, -/85 |                                   |
| 13 | 4822 404 31298 | LED panel bracket                    | 4822 131 20572 | Picture tube A68KSM698X01 -/75, -/79       |                                   |
| 14 | 4822 450 62106 | Window for LED's                     | 4822 218 21215 | Remote control RC7405 -/90                 |                                   |
| 14 | 4822 381 11455 | Window for LED's -/54, -/85, -/97    | 4822 218 21193 | Remote control RC7421                      |                                   |
| 14 | 4822 381 11456 | Window for LED's -/56                | 4822 218 21216 | Rem. contr. RC7422 PIP -/54, -/85, -/93    |                                   |
| 14 | 4822 381 11454 | Window for LED's -/90                | 4822 218 21218 | Remote control RC7423 -/97                 |                                   |
|    |                |                                      | 4822 218 21252 | Remote control RC7424 -/61                 |                                   |

## STYLING 11



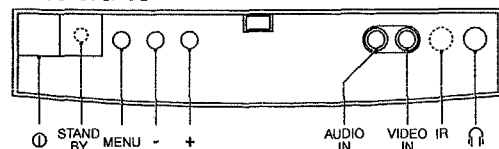

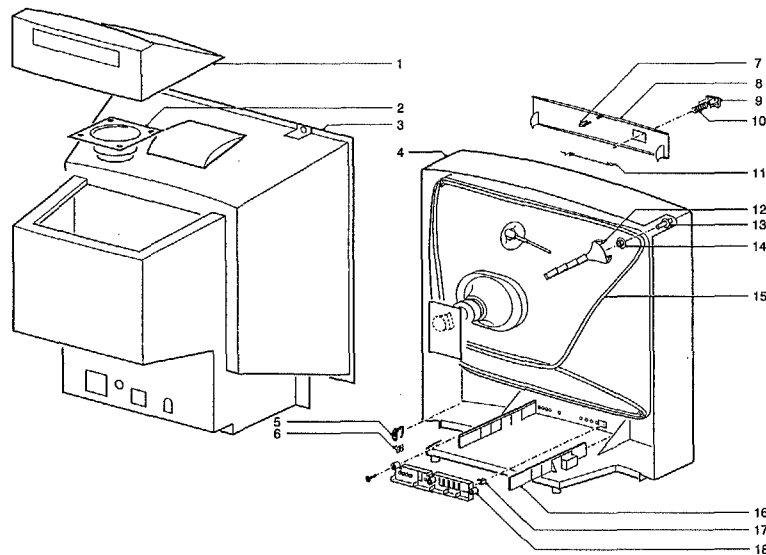
- |    |                |                             |
|----|----------------|-----------------------------|
| 1  | 4822 403 70939 | Bracket for handle          |
| 2  | 4822 438 10422 | Rear cover                  |
| 3  | 4822 430 10447 | Cabinet                     |
| 4  | 4822 498 10489 | Handle                      |
| 5  | 4822 303 50077 | Aerial assy                 |
| 6  | 4822 240 30565 | Loudspeaker                 |
| 7a | 4822 492 71365 | Spring for damper           |
| 7b | 4822 529 10272 | Damper                      |
| 8  | 4822 492 71364 | Loudspeaker spring          |
| 9  | 4822 381 11421 | Lens for RC-receiver        |
| 10 | 4822 450 62075 | Screen                      |
| 11 | 4822 404 30753 | Bracket for degaussing coil |
| 13 | 4822 505 10903 | Nut                         |
| 12 | 4822 503 21006 | Spindle                     |
| 14 | 4822 157 51636 | Degaussing coil             |
| 15 | 4822 410 62627 | Main knob                   |
| 16 | 4822 492 32656 | Spring for main knob        |
| 17 | 4822 417 50284 | Fastener for screen         |
| 18 | 4822 278 10088 | Door lock                   |
| 19 | 4822 432 93104 | Door                        |
| 20 | 4822 403 70941 | Chassis guide (L+R)         |
| 21 | 4822 381 11419 | Lens for LED                |
| 22 | 4822 410 62628 | Control knob assy           |
|    | 4822 218 21166 | Remote control RC9131       |
|    | 4822 131 20316 | Picture tube A34EAC01X45    |

## STYLING 12



- |    |                |                             |
|----|----------------|-----------------------------|
| 1  | 4822 303 30434 | Aerial assy                 |
| 2  | 4822 438 10386 | Rear cover                  |
| 3  | 4822 240 30583 | Loudspeaker                 |
| 4  | 4822 430 10431 | Cabinet                     |
| 5  | 4822 466 93169 | Plate                       |
| 6  | 4822 532 52483 | Round washer                |
| 7  | 4822 502 21245 | screw                       |
| 8  | 4822 404 30753 | Bracket for degaussing coil |
| 9  | 4822 450 61954 | Lens for LED                |
| 10 | 4822 157 52316 | Degaussing coil             |
| 11 | 4822 413 41769 | Control knob assy           |
| 12 | 4822 410 62195 | Main knob                   |
| 13 | 4822 404 31013 | Coupling piece              |
| 14 | 4822 404 31248 | Chassis guide               |
|    | 4822 218 21139 | Remote control RC9073       |
|    | 4822 131 20316 | Picture tube A34EAC01X45    |

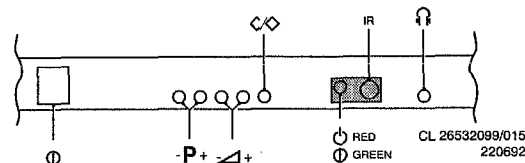

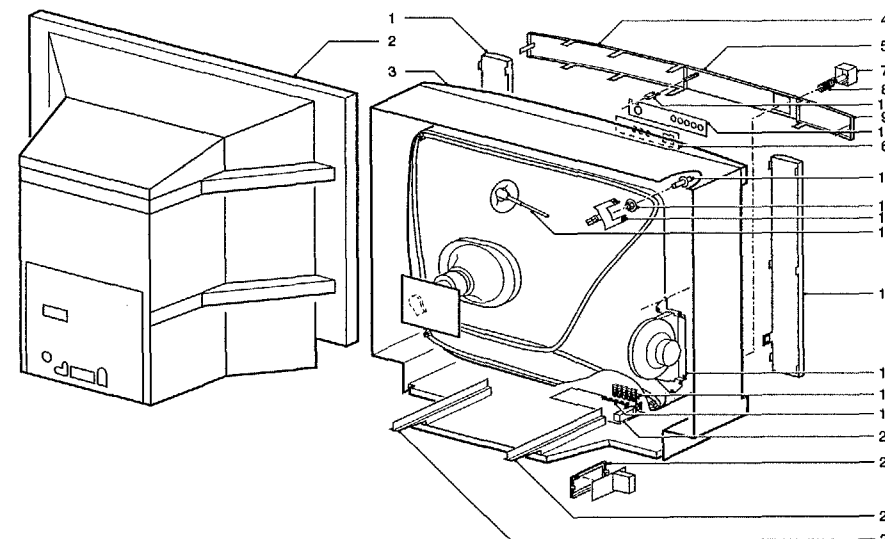
## STYLING 13

GL 26532210/015  
071292CL 26532053/022  
230692CL 26532110/018  
060992

- 1 4822 445 10326 Loudspeaker box 15", 17"
- 1 4822 445 10325 Loudspeaker box 21"
- 2 4822 240 50328 Loudspeaker
- 3 4822 438 10391 Rear cover 15"
- 3 4822 438 10389 Rear cover 17"
- 3 4822 438 10388 Rear cover 21"
- 4 4822 430 10397 Cabinet 15"
- 4 4822 430 10403 Cabinet 17"
- 4 4822 430 40219 Cabinet 21"
- 5 4822 462 30566 Holder for damper
- 6 4822 522 31741 Damper
- 7 4822 278 10088 Door lock
- 8 4822 432 92982 Door 15"
- 8 4822 432 92981 Door 17"
- 8 4822 432 93064 Door 21"
- 9 4822 410 62199 Mainsknob
- 10 4822 492 32656 Spring for mainsknob
- 11 4822 492 42628 Spring for door 15"
- 11 4822 492 71148 Spring for door 17", 21"
- 12 4822 404 30753 Bracket for deg. coil 15"

- 12 4822 404 30839 Bracket for deg. coil 17"
- 12 4822 404 31238 Bracket for deg. coil 21"
- 13 4822 503 21006 Spindle 15", 17"
- 13 4822 502 12865 Spindle 21"
- 14 4822 505 10924 Nut + washer 15"
- 14 4822 505 10903 Nut 17", 21"
- 15 4822 157 51636 Degaussing coil 15"
- 15 4822 157 52883 Degaussing coil 17"
- 15 4822 157 52155 Degaussing coil 21"
- 16 4822 462 30557 Chassis guide
- 17 4822 381 11362 Lens for LED
- 18 4822 413 41777 Control knob assy
- 4822 218 21055 Remote Control RC6803 17"
- 4822 218 21152 Remote control RC9057 15"-21"
- 4822 131 20438 Picture tube A36EAM11X13
- 4822 131 20407 Picture tube A41EAM11X13
- 4822 131 20324 Picture tube A51EAM31X45

## STYLING 14

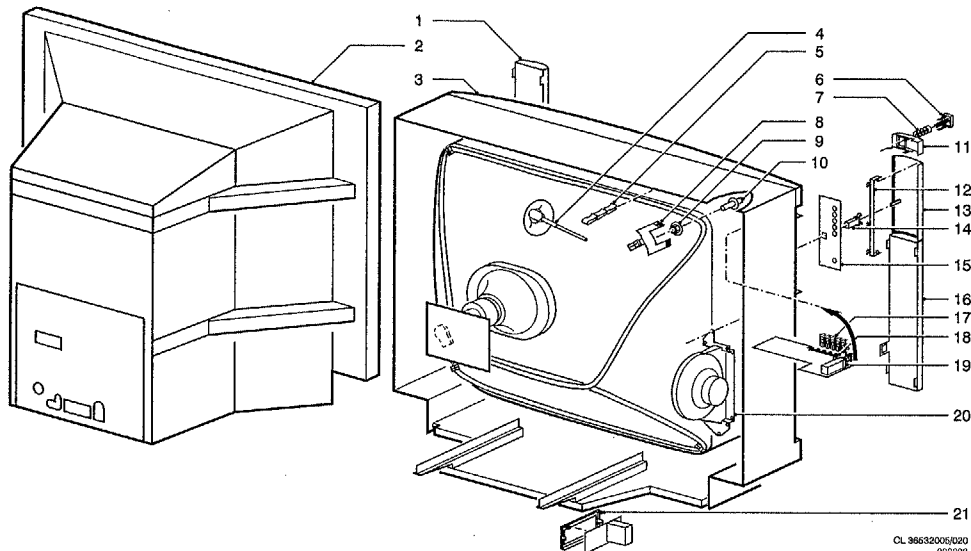
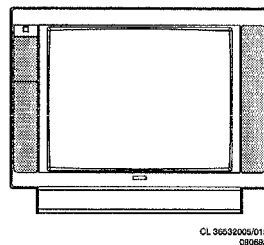
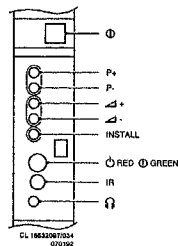
CL 26532099/015  
220692CL 26532154/013  
140992CL 26532154/046  
310392

- 1a/b 4822 458 50409 Grill right 25"
- 1c/d 4822 458 50407 Grill right 28"
- 2a/b 4822 438 30248 Rear cover 25"
- 2c/d 4822 438 40225 Rear cover 28"
- 3a/b 4822 430 50885 Cabinet 25"
- 3c/d 4822 430 50905 Cabinet 28"
- 8 4822 492 32656 Spring behind mains knob
- 7a/c 4822 410 62715 Mains knob
- 7d/b 4822 410 62658 Mains knob
- 4a 4822 432 93165 Cover right 25"
- 4a/b 4822 432 93116 Cover right 25"
- 4d/b 4822 432 93134 Cover right 28"
- 5a/c 4822 432 93126 Door
- 5d/b 4822 432 93118 Door
- 9b 4822 432 93117 Cover left 25"
- 9a 4822 432 93166 Cover left 25"
- 9d 4822 432 93135 Cover left 28"
- 9c 4822 432 93128 Cover left 28"
- 10 4822 417 50252 Locking mechanism
- 11 4822 460 10987 Indication strip
- 6 4822 432 11097 Control panel
- 12 4822 535 12865 Picture tube spindle
- 13 4822 505 10903 Picture tube nut
- 14 4822 404 30869 Degaussing coil bracket (4x)

- 15 4822 320 20208 EHT cable
- 16b/a 4822 458 50411 Grill left 25"
- 16c/d 4822 458 50408 Grill left 28"
- 17 4822 240 70252 Acoustic horn (incl. loudspeaker)
- 18 4822 410 61347 Control knob assy 5-fold (plastic)
- 19 4822 276 12597 Control switch assy 5-fold (electr.)
- 18 4822 404 31318 Bracket fixing controls module
- 20 4822 276 12597 Mains switch
- 4822 053 21915 Res. 9M1 (on mains switch)
- 21 4822 404 31181 Bracket fixing mains filter module
- 4822 403 70926 Bracket fixing sep. mains module
- 4822 404 30709 Degaussing coil clip (1x)
- 4822 157 63747 Degaussing coil 25"
- 4822 157 63752 Degaussing coil 28"
- 4822 131 20568 Picture tube A59EAK71X01
- 4822 131 20559 Picture tube A66EAK71X01
- 4822 462 30543 PCB guide right
- 4822 462 30544 PCB guide left
- 4822 218 21079 Remote control RC6512
- 4822 403 70972 Bracket light guide
- 4822 256 91766 LED holder
- 4822 502 13712 Screw 12x3

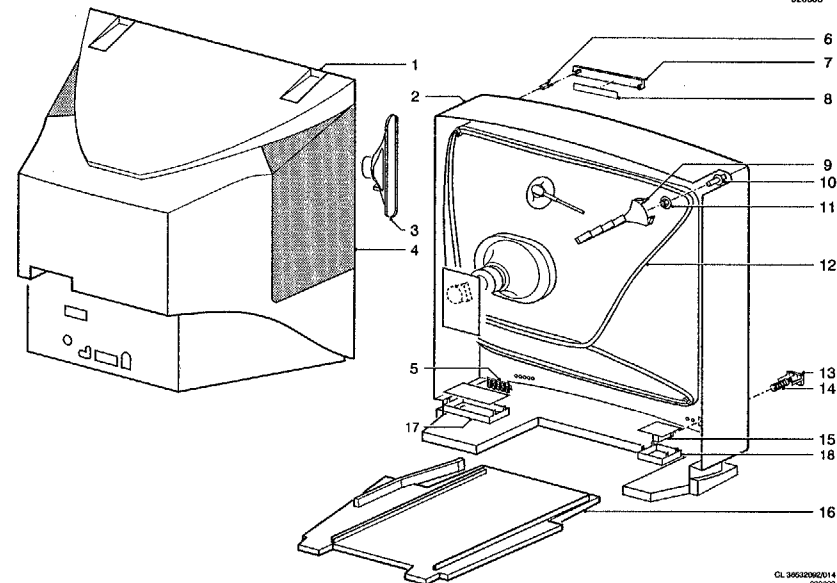
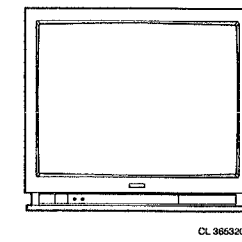
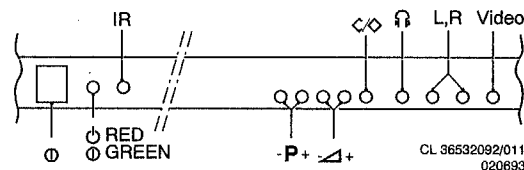
a: 63TB4390  
b: 63TB4590  
c: 70TB4390  
d: 70TB4590

## STYLING 15



- |         |                |                              |     |                |                                    |
|---------|----------------|------------------------------|-----|----------------|------------------------------------|
| 1a/b/c  | 4822 458 50438 | Grill right 25"              | 17  | 4822 410 61347 | Control knob assy 5-fold (plastic) |
| 1d/e/f  | 4822 458 50427 | Grill right 28"              | 20  | 4822 240 70252 | Acoustic horn (incl. loudspeaker)  |
| 2a/b/c  | 4822 438 30248 | Rear cover 25"               |     | 4822 240 20323 | Loudspeaker AD 26956               |
| 2d/e/f  | 4822 438 40225 | Rear cover 28"               | 19  | 4822 276 12597 | Mains switch                       |
| 3a      | 4822 430 50899 | Cabinet 25"                  |     | 4822 053 21915 | Res. 9M1 (on mains switch)         |
|         |                |                              | 21  | 4822 404 31181 | Bracket fixing mains filter module |
| 3b      | 4822 430 50936 | Cabinet 25"                  |     | 4822 157 63747 | Degaussing coil 25"                |
| 3c      | 4822 430 50938 | Cabinet 25"                  |     | 4822 157 63752 | Degaussing coil 28"                |
| 3d      | 4822 430 50898 | Cabinet 28"                  | a/b | 4822 131 20546 | Picture tube A59EAK71X01(25")      |
| 3e      | 4822 430 50937 | Cabinet 28"                  | c   | 4822 131 20547 | Picture tube A59EAK220X11(25")     |
| 3f      | 4822 430 50939 | Cabinet 28"                  | d/e | 4822 131 20381 | Picture tube A66EAK71X01(28")      |
|         |                |                              | f   | 4822 131 20548 | Picture tube A66EAK220X11(28")     |
| 4       | 4822 320 20208 | EHT cable                    |     | 4822 462 30543 | PWB guide right                    |
| 4c/f    | 4822 320 20172 | EHT cable                    |     | 4822 462 30544 | PWB guide left                     |
| 5       | 4822 404 30709 | Degaussing coil clip         |     | 4822 218 21181 | Remote control RC7502              |
| 6       | 4822 410 62714 | Mains knob                   |     | 4822 403 70972 | Bracket light guide                |
| 7       | 4822 492 32656 | Spring behind mains knob     |     | 4822 256 91766 | LED holder                         |
|         |                |                              |     | 4822 502 13712 | Screw 12x3                         |
| 8       | 4822 404 30869 | Degaussing coil bracket (4x) | a:  | 25PT450A       |                                    |
| 9       | 4822 505 10903 | Picture tube nut             | b:  | 25PT470A       |                                    |
| 10      | 4822 535 12865 | Picture tube spindle         | c:  | 25PT490A       |                                    |
| 11      | 4822 432 93023 | Cover for mains knob         | d:  | 28PT450A       |                                    |
| 12      | 4822 417 11164 | hinge                        | e:  | 28PT470A       |                                    |
|         |                |                              | f:  | 28PT490A       |                                    |
| 13      | 4822 432 92916 | Door                         |     |                |                                    |
| 14      | 4822 417 50252 | Locking mechanism            |     |                |                                    |
| 15      | 4822 460 10986 | Indication strip             |     |                |                                    |
| 16a/b/c | 4822 458 50437 | Grill left 25"               |     |                |                                    |
| 16d/e/f | 4822 458 50426 | Grill left 28"               |     |                |                                    |

## STYLING 16

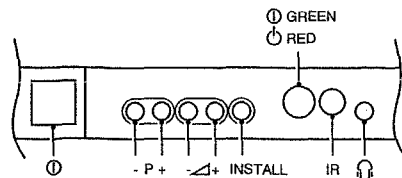


- |     |                |                                    |     |                |                                |
|-----|----------------|------------------------------------|-----|----------------|--------------------------------|
| 1   | 4822 438 20239 | Rear cover 28"                     | 12  | 4822 157 63752 | Degaussing coil                |
| 2a  | 4822 430 40223 | Cabinet 21"                        | 13a | 4822 410 62735 | Mains knob                     |
| 2b  | 4822 430 30262 | Cabinet 21"                        | 13b | 4822 410 62865 | Mains knob                     |
| 3b  | 4822 240 30672 | Loudspeaker left                   | 14  | 4822 492 32656 | Spring behind mains knob       |
| 3b  | 4822 240 30673 | Loudspeaker right                  |     | 4822 320 20208 | EHT cable                      |
| 3a  | 4822 242 30275 | Loudspeaker assy right             |     |                |                                |
| 3a  | 4822 242 30274 | Loudspeaker assy left              | 15  | 4822 276 12597 | Mains switch                   |
|     |                |                                    | 16  | 4822 432 11106 | Bottom plate                   |
| 4   | 4822 458 50443 | Grill right 21"                    | 17  | 4822 404 31318 | Bracket fixing controls module |
|     | 4822 458 50442 | Grill left 21"                     |     | 4822 053 21915 | Res. 9M1 (on mains switch)     |
| 5   | 4822 410 61347 | Control knob assy 5-fold (plastic) |     | 4822 404 30709 | Degaussing coil clip (1x)      |
| 6   | 4822 417 50252 | Locking mechanism                  | a   | 4822 131 20568 | Picture tube A51EAK252X11(21") |
| 7a  | 4822 432 93133 | Door                               | b   | 4822 131 20483 | Picture tube A51EAK55X73(21")  |
| 7b  | 4822 432 93196 | Door                               |     | 4822 218 21181 | Remote control RC7502          |
| 8   | 4822 460 10987 | Indication strip                   |     | 4822 403 70972 | Bracket light guide            |
| 9   | 4822 404 30945 | Degaussing coil bracket            |     | 4822 256 91766 | LED holder                     |
| 10a | 4822 535 12865 | Picture tube spindle               |     | 4822 502 13712 | Screw 12x3                     |
| 10b | 4822 535 92924 | Picture tube spindle               |     |                |                                |
| 11  | 4822 505 10903 | Picture tube nut                   |     |                |                                |


a: 21PT520A  
b: 21PT570A



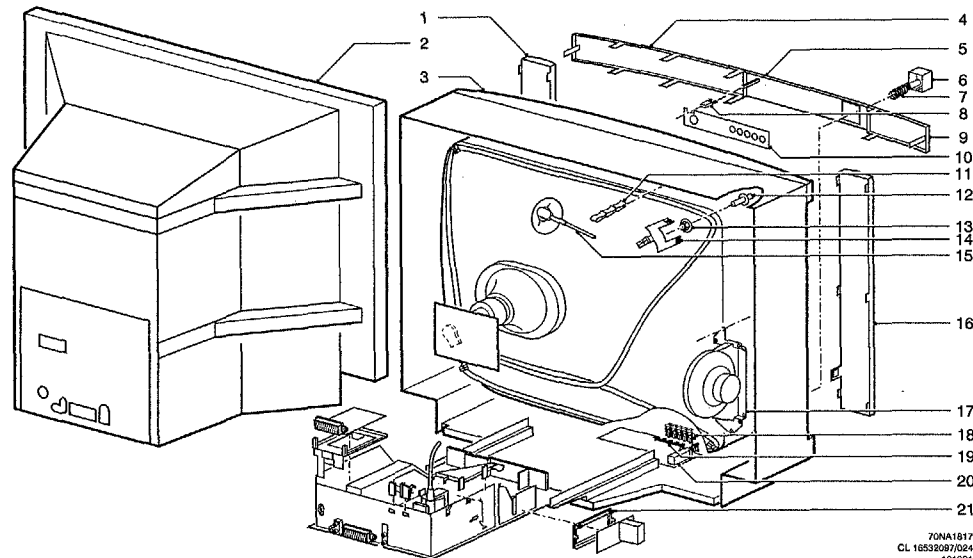
## STYLING 17



70NA1817  
CL 16532097/033  
070192



CL 26532154/013  
140902




70NA1817  
CL 16532097/024  
121991

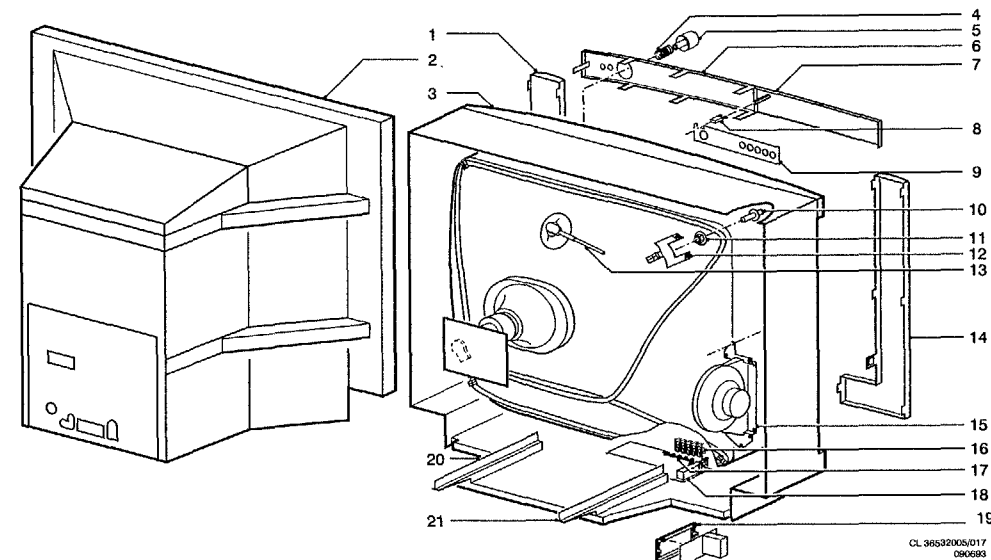
1a	4822 458 50451	Grill right for 25"	16a	4822 458 50449	Grill left for 25"
1b	4822 458 50443	Grill right for 28"	16b	4822 458 50442	Grill left for 28"
2a	4822 438 30248	Rear cover for 25"	17	4822 240 70252	Loudspeaker assy right/left
2b	4822 438 40225	Rear cover for 28"	18	4822 410 61347	Control knob assy
3a	4822 430 50907	Cabinet for 25"	19	4822 276 50354	Switch assy for controls
3b	4822 430 50911	Cabinet for 28"	20	4822 276 12597	Mains switch
4a	4822 432 93112	Front cover right for 25"	21	4822 404 31181	Mains module bracket
4b	4822 432 93124	Front cover right for 28"		4822 462 10498	Stand
5	4822 432 93109	Door		4822 532 61148	Insert fixing stand
6	4822 410 62656	Mains knob		4822 157 63747	Degaussing coil
7	4822 492 32656	Spring behind mains knob		4822 502 13712	Screw 12x3 mm
8	4822 417 50252	Locking mechanism		4822 218 21181	Remote control RC7502
9a	4822 432 93113	Front cover left for 25"		4822 462 30542	PCB Guide for control unit
9b	4822 432 93125	Front cover left for 28"		4822 462 30543	PCB Guide right mono carrier
10	4822 460 10987	Indication strip		4822 462 30544	PCB Guide left mono carrier
11	4822 404 30709	Degaussing coil clip			
12	4822 502 12865	Picture tube spindle			
13	4822 505 10903	Picture tube nut			
14	4822 404 30869	Degaussing coil bracket			
15	4822 320 20208	EHT cable			

a:25PT480A/25PT482A (25")  
b:28PT480A/28PT482A (28")

## STYLING 18



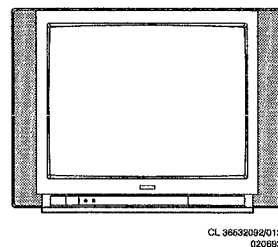
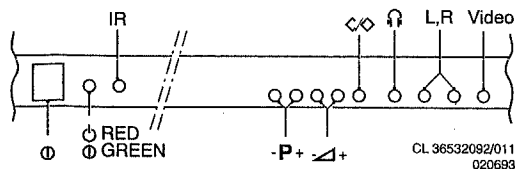
CL 36532005/018  
020603



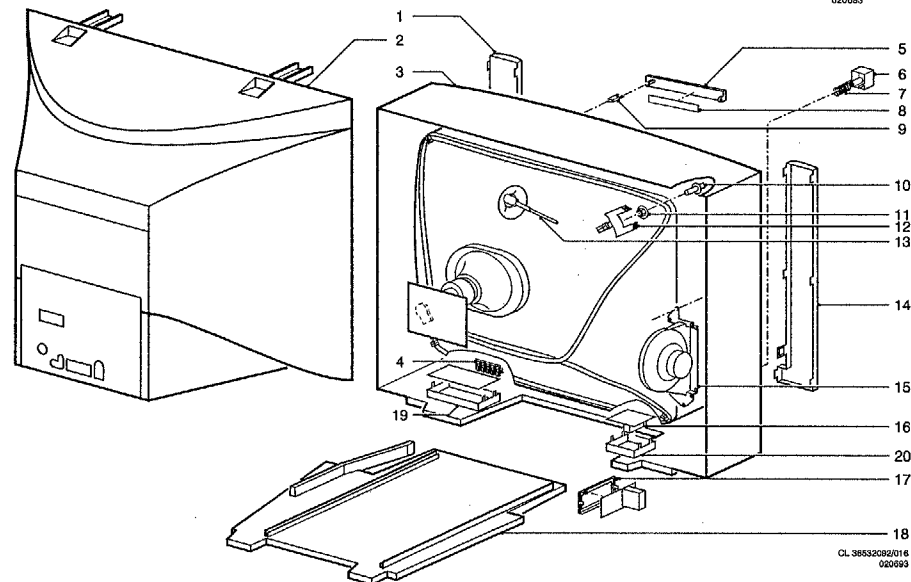
CL 36532005/017  
090693

1	4822 458 50467	Grill right 63TA5210	14	4822 458 50471	Grill left 70TA5210
1	4822 458 50475	Grill right 63TB5190	14	4822 458 50485	Grill left 70TB5190
1	4822 458 50469	Grill right 70TA5210	15	4822 240 90183	Acoustic horn (incl. loudspeaker)
1	4822 458 50486	Grill right 70TB5190			63TA5210/70TB5190
2	4822 438 30248	Rear cover 25"	15	4822 240 70252	Acoustic horn (incl. loudspeaker)
2	4822 438 40225	Rear cover 28"			63TB5190/70TA5210
3	4822 430 50923	Cabinet 63TA5210	16	4822 410 62734	Control knob assy 5-fold (plastic)
3	4822 430 50906	Cabinet 63TB5190	17	4822 410 62597	Control switch assy 5-fold (electr.)
3	4822 430 50911	Cabinet 70TA5210	18	4822 276 12597	Mains switch
3	4822 430 50924	Cabinet 70TB5190		4822 053 21915	Res. 9M1 (on mains switch)
4	4822 492 32656	Spring behind mains knob		4822 432 93082	Safety cover over mains switch
5	4822 410 62598	Mains knob 63TA5210/70TA5210	19	4822 404 31181	Bracket fixing mains filter module
5	4822 410 62738	Mains knob 63TB5190/70TB5190		4822 403 70926	Bracket fixing sep. mains module
6	4822 432 93084	Front cover right 63TA5210/70TA5210		4822 404 30709	Degaussing coil clip (1x)
6	4822 432 93136	Front cover right 63TB5190/70TB5190		4822 157 63747	Degaussing coil 25"
7	4822 432 93083	Door 63TA5210/70TA5210		4822 157 63752	Degaussing coil 28"
7	4822 432 93137	Door 63TB5190/70TB5190			
8	4822 417 50252	Locking mechanism		4822 131 20568	Picture tube A59EAK252X11
9	4822 460 11001	Indication strip		4822 131 20559	Picture tube A66EAK252X11
10	4822 502 12865	Picture tube spindle		4822 218 21079	Remote control RC6512
11	4822 505 10903	Picture tube nut		4822 432 92761	Battery cover RC6512
				4822 432 92762	Door RC6512
12	4822 404 30869	Degaussing coil bracket (4x)			
13	4822 320 20172	EHT cable assy		4822 462 30543	PCB guide right
14	4822 458 50468	Grill left 63TA5210		4822 502 13712	Screw 12x3
14	4822 458 50474	Grill left 63TB5190		4822 256 91766	LED holder

## STYLING 19



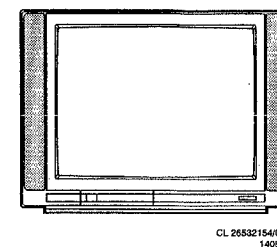
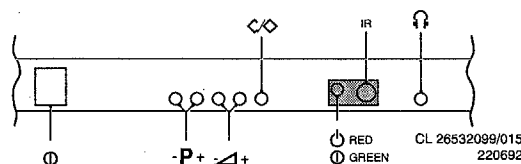
CL 36532092/012  
020693



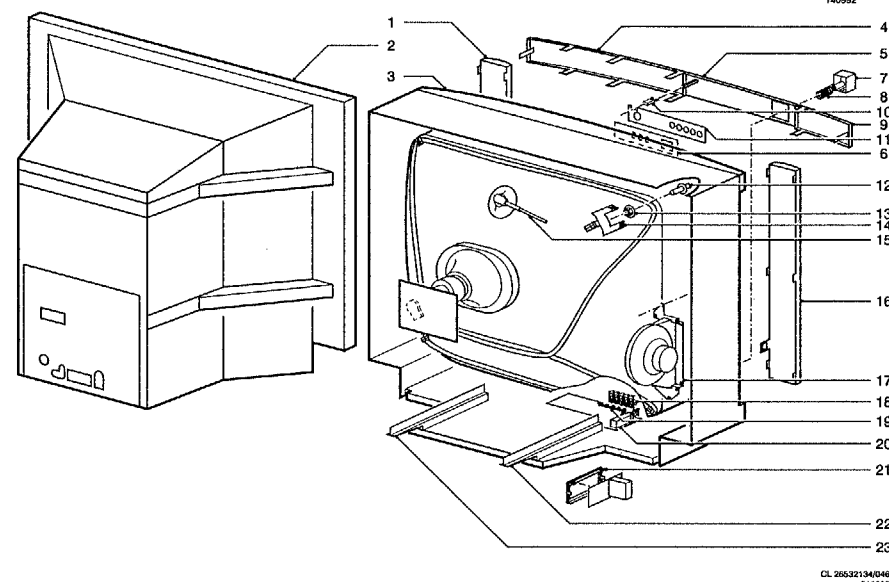
CL 36532092/016  
020693

1	4822 458 40569	Grill right 21"	14	4822 458 40568	Grill left 21"
1	4822 458 50482	Grill right 25"	14	4822 458 50481	Grill left 25"
1	4822 458 50484	Grill right 28"	14	4822 458 50483	Grill left 28"
2	4822 438 20255	Rear cover 21"	15	4822 240 90183	Acoustic horn (incl. loudspeaker)
2	4822 438 30265	Rear cover 25"	16	4822 276 12597	Mains switch
				4822 053 21915	Res. 9M1 (on mains switch)
2	4822 438 30264	Rear cover 28"	17	4822 404 31181	Bracket fixing mains filter module
3	4822 430 30256	Cabinet 21"	18	4822 432 11106	Bottom plate
3	4822 430 50922	Cabinet 25"	19	4822 404 31318	Bracket fixing controls module
3	4822 430 50879	Cabinet 28"	20	4822 403 70926	Bracket fixing sep. mains module
4	4822 410 62734	Control knob assy 5-fold (plastic)			
5	4822 432 93159	Door 25"/28"		4822 404 30709	Degaussing coil clip (1x)
5	4822 432 93133	Door 21"		4822 157 62613	Degaussing coil 21"
6	4822 410 62735	Mains knob		4822 157 63747	Degaussing coil 25"
7	4822 492 32656	Spring behind mains knob		4822 157 63752	Degaussing coil 28"
8	4822 460 10987	Indication strip		4822 131 20483	Picture tube A51EAK55X73
9	4822 276 13079	Locking mechanism		4822 131 20568	Picture tube A59EAK252X11
10	4822 535 12865	Picture tube spindle		4822 131 20559	Picture tube A66EAK252X11
11	4822 505 10903	Picture tube nut		4822 276 62597	Control switch assy 5-fold (electr.)
12	4822 404 30869	Degaussing coil bracket (4x)		4822 218 21181	Remote control RC7502
13	4822 320 20172	EHT cable		4822 403 70972	Bracket light guide
				4822 256 91766	LED holder
				4822 502 13712	Screw 12x3

## STYLING 20



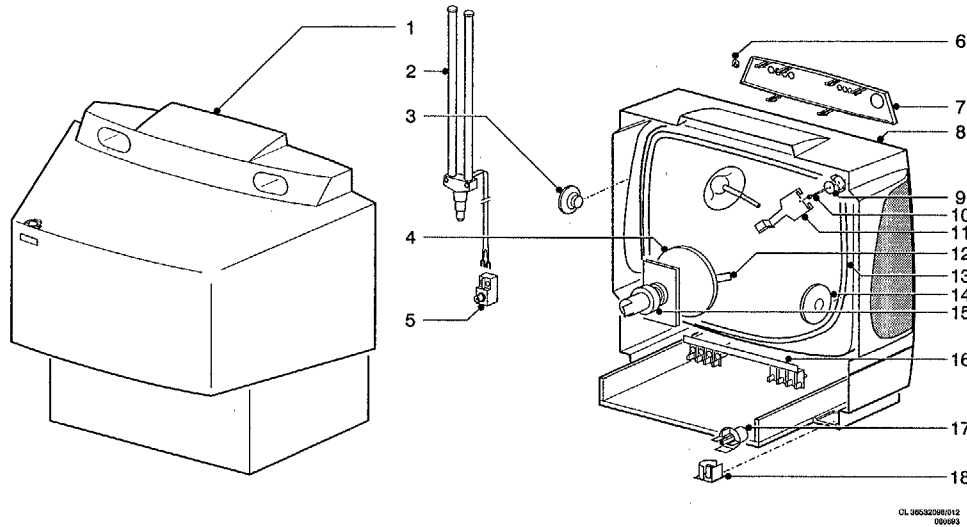
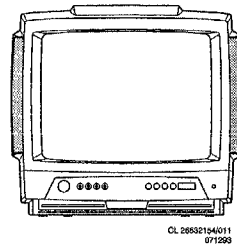
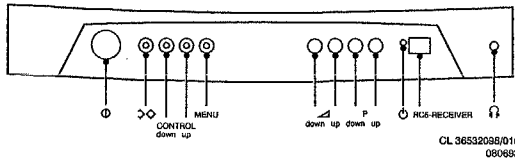
CL 26532154/013  
140992



CL 26532154/046  
310393

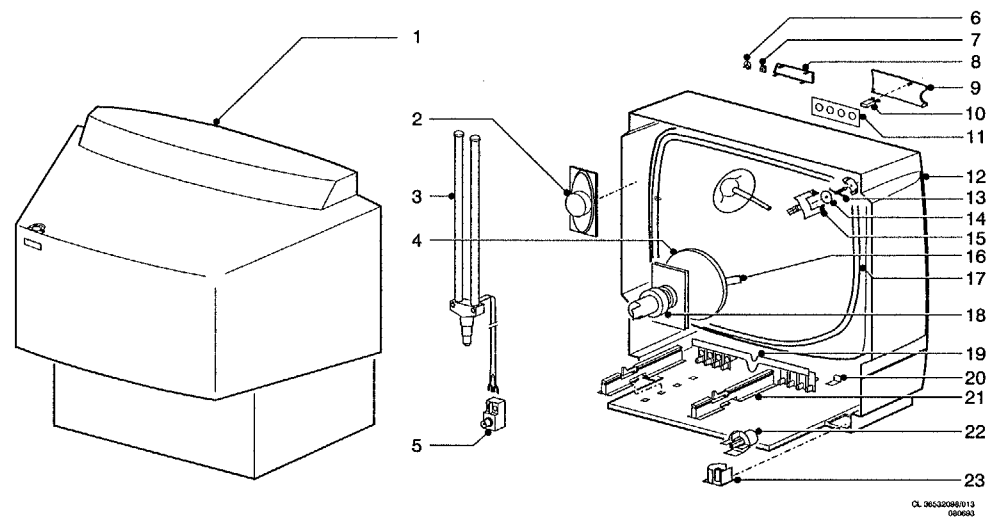
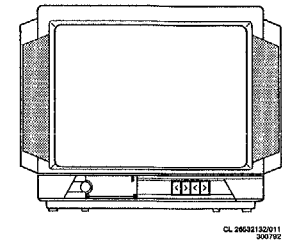
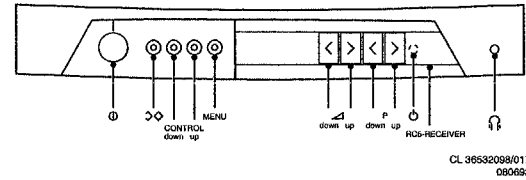
1	4822 458 50443	Grill right	16	4822 458 50442	Grill left
2	4822 438 40225	Rear cover	17	4822 240 70252	Loudspeaker right/left
3	4822 430 50901	Cabinet	18	4822 410 61347	Control knob assy
4	4822 432 93122	Front cover right	19	4822 276 50354	Switch assy for controls
5	4822 432 93111	Door	20	4822 276 12597	Mains switch
6	4822 432 11096	Control panel with fixing lips	21	4822 404 31181	Mains module bracket
7	4822 410 62041	Mains knob	22	4822 462 30544	PCB Guide left mono carrier
8	4822 492 32656	Spring behind mains knob	23	4822 462 30543	PCB Guide right mono carrier
9	4822 432 93123	Front cover left			
10	4822 417 50252	Locking mechanism		4822 157 63752	Degaussing coil
				4822 404 30709	Degaussing coil clip
11	4822 460 10987	Indication strip		4822 218 21079	Remote control RC6512
12	4822 502 12865	Picture tube spindle		4822 432 92761	Battery cover RC6512
13	4822 505 10903	Picture tube nut		4822 432 92762	Top cover RC6512
14	4822 404 30869	Degaussing coil bracket			
15	4822 320 20208	EHT cable			

## STYLING 21



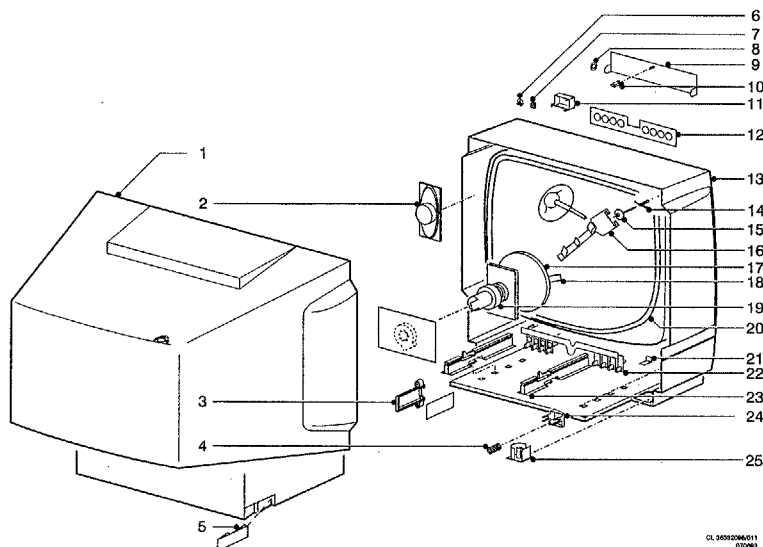
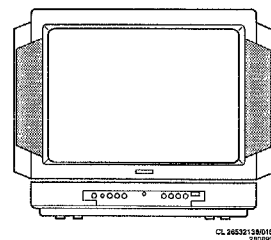
1	4822 438 10431	Rear cover 14"	11	4822 404 31025	Bracket degaussing coil
2	4822 303 30349	Rod aerial assy	12	4822 535 20076	Wedge
3	4822 240 30661	Speaker 14" mono	13	4822 157 70706	Degaussing coil 140 - 276 V
4	4822 240 30668	Speaker 14" stereo playback	14	4822 157 70709	Degaussing coil 90 - 276 V
4	4822 150 10264	Deflection yoke HIT 2443155	14	4822 240 30661	Speaker 14" mono
4	4822 150 10318	Deflection yoke HIT 244827	14	4822 240 30668	Speaker 14" stereo playback
5	4822 218 20884	Aerial balun adapter 300-75 ohm	15	4822 532 70266	Multipole unit
5	4822 218 21055	Aerial balun adapter 300-75 ohm F-type (South America)	15	4822 128 72170	Multipole unit (for -/67)
6	4822 432 93077	Headphone cover 14"	16	4822 410 62012	Control knobs
7	4822 381 11433	Window	16	4822 410 62087	Control knobs NTSC
7	4822 381 11435	Window (for-/71/85/87)	17	4822 410 62013	Mains switch knob
7	4822 381 11448	Window (for -/54/77)	17	4822 466 93051	Mains cord block
8	4822 430 10455	Cabinet 14" Anubis S	18	4822 403 70954	LOT bracket
9	4822 532 52483	Washer	18	4822 403 70958	Headphone panel bracket
10	4822 502 21245	Picture tube fixation screw	18	4822 131 20278	Picture tube A34JRH61X(Y)
			9322 020 02682	Picture tube A34JAE10X (for -/67)	
			4822 218 21184	Remote control RC7801	
			4822 218 21198	Remote control RC7802	
			4822 218 21183	Remote control RC7805	

## STYLING 22

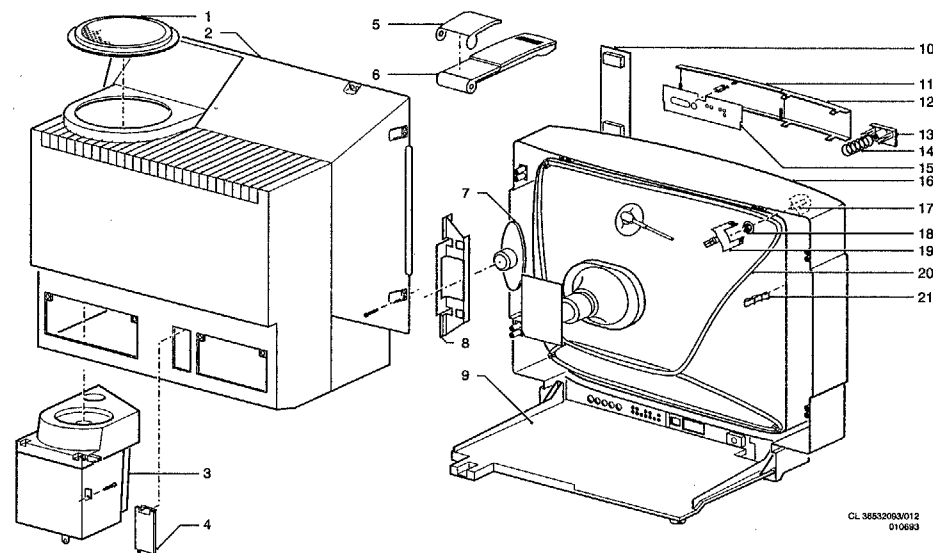
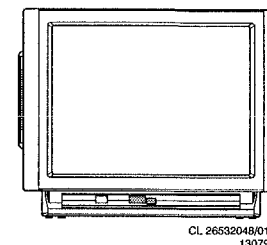
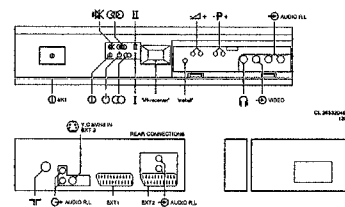


1	4822 438 20238	Rear cover 20"	17	4822 157 70712	Degaussing coil 140 - 276 V
2	4822 240 20309	Speaker 20" mono left	17	4822 157 70938	Degaussing coil 90 - 276 V
2	4822 240 20311	Speaker 20" mono right	17	4822 157 70711	Degaussing coil 90 - 276 V (for -/78)
2	4822 240 20316	Speaker 20" stereo playback 2"x3.5" 5W	18	4822 532 70308	Multipole unit
3	4822 303 30413	Rod aerial assy	18	3139 128 72170	Multipole unit (for -/67)
4	4822 150 10282	Deflection yoke	19	4822 410 62951	Control knobs
4	4822 157 63677	Deflection yoke (for -/67)	19	4822 413 41817	Control knobs BTSC stereo
5	4822 218 20884	Aerial balun adapter 300-75 ohm	20	4822 403 70763	Safety bracket
5	4822 218 21055	Aerial balun adapter 300-75 ohm F-type (South America)	21	4822 403 70762	PWB guide
6	4822 432 93051	Headphone cover 20"	22	4822 410 62287	Mains switch knob
7	4822 530 51288	Rubber O-ring	23	4822 466 93051	Mains cord block
8	4822 381 11371	Window	23	4822 403 70958	Headphone panel bracket
9	4822 432 93007	Door 20"			
9	4822 432 93161	Door 20" BTSC stereo	4822 131 20288	Picture tube A48JSK61X (north for -/50B/52/56/58/59/62/71/85)	
10	4822 278 10088	Locking mechanism	4822 131 20291	Picture tube A48JSK61X(R) (south for -/50R/54/70/73/75/77/87)	
11	4822 459 61214	Indication strip (foil)	4822 131 20577	Picture tube A48KXR98X (neutral for -/79)	
11	4822 454 12905	Indication strip NTSC (foil)	4822 131 20448	Picture tube A51JSK61X(HR)	
12	4822 430 30238	Cabinet + door 20" PAL/MULTI	9322 020 03682	Picture tube A48JRK10X (for -/67)	
12	4822 430 30246	Cabinet + door 20GX1552/1553 and 20GX1750/75	4822 218 21184	Remote control RC7801	
12	4822 430 30239	Cabinet + door 20" NTSC (South America)	4822 218 21198	Remote control RC7802	
13	4822 464 70602	Insert	4822 218 21183	Remote control RC7805	
14	4822 500 30034	CRT fixation screw	4822 218 21211	Remote control RC7807	
15	4822 404 30709	Bracket degaussing coil 7 pieces	4822 736 53542	DFU 20" GB+E+P (for-/54/77/85/87)	
15	4822 492 71301	Bracket degaussing coil 4 pieces	3139 127 66220	Metal grille right assy 20" (for -/94)	
16	4822 535 20076	Wedge	3139 127 66210	Metal grille left assy 20" (for -/94)	

PCS 41 527

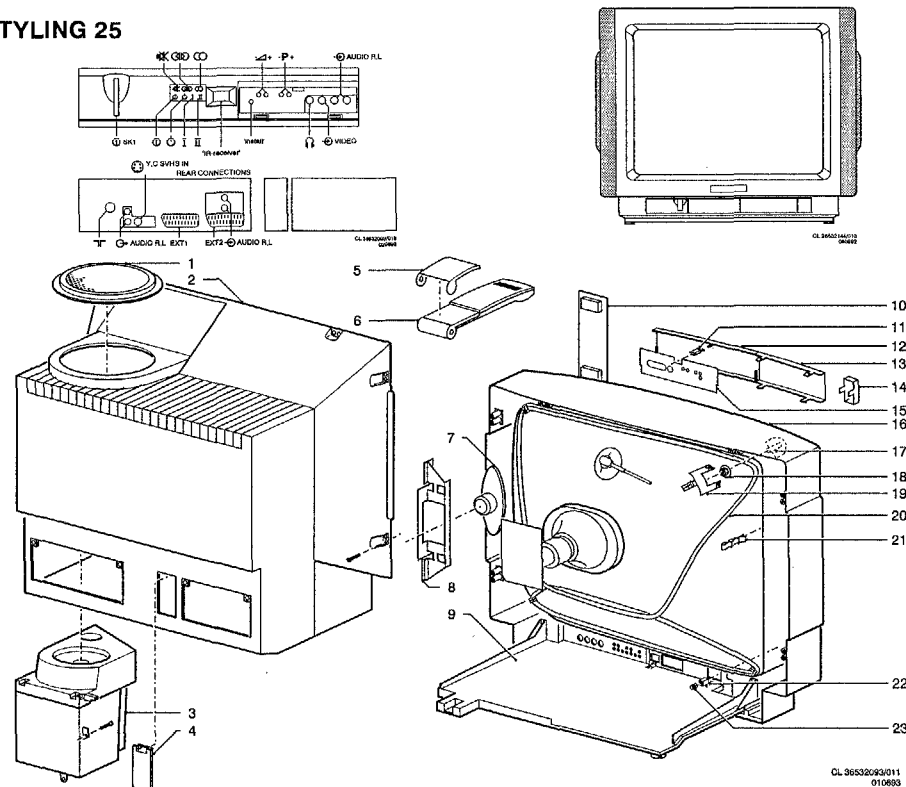


- STYLING 24**



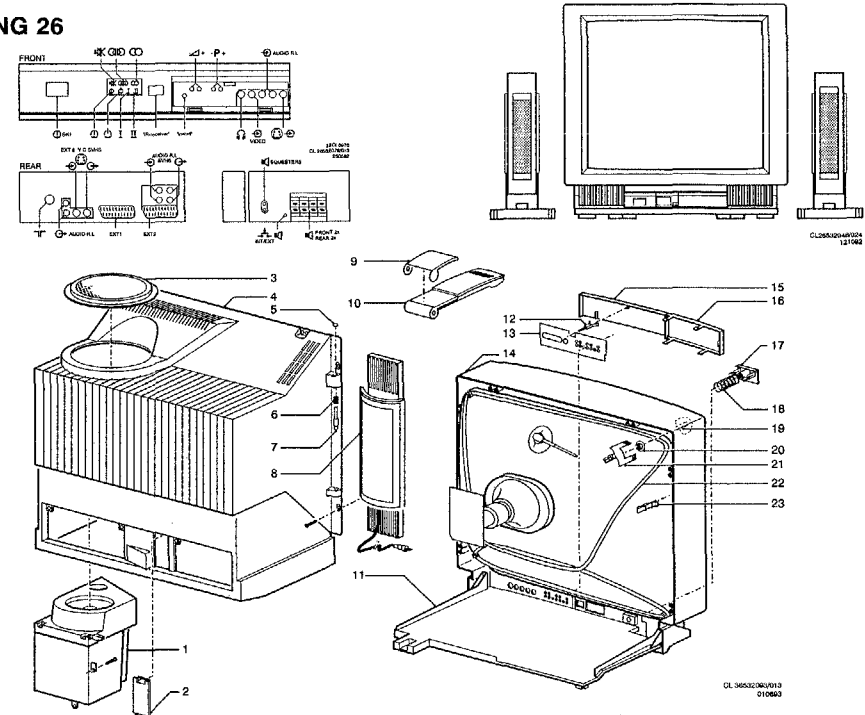
- |    |                |                                    |    |                |                                 |
|----|----------------|------------------------------------|----|----------------|---------------------------------|
| 1  | 4822 462 71713 | Grill for subwoofer                | 16 | 4822 430 50918 | Cabinet 25"                     |
| 2  | 4822 438 20246 | Backcover 21"                      | 16 | 4822 430 50919 | Cabinet 28"                     |
| 2  | 4822 438 30262 | Backcover 25"                      | 17 | 4822 502 12865 | Spindle                         |
| 2  | 4822 438 30263 | Backcover 28"                      |    |                |                                 |
| 3  | 4822 445 10265 | LS box subwoofer 21"               | 17 | 4822 535 92924 | Spindle 25"                     |
|    |                |                                    | 18 | 4822 505 10903 | Nut                             |
| 3  | 4822 445 10283 | LS box subwoofer                   | 19 | 4822 404 31062 | Bracket fix degaussing coil 21" |
| 4  | 4822 432 92693 | Door in backcover                  | 19 | 4822 404 30869 | Bracket fix degaussing coil     |
| 5  | 4822 432 93139 | Door                               | 20 | 4822 157 62613 | Degaussing coil 21"             |
| 6  | 4822 218 21228 | Remote control RC7136              |    |                |                                 |
| 6  | 4822 218 21231 | Remote control RC7138              | 20 | 4822 157 60414 | Degaussing coil 25"             |
|    |                |                                    | 20 | 4822 157 70763 | Degaussing coil 28"             |
| 7  | 4822 240 70225 | Squeezer AD26954/X8A 21" AG00-AG02 | 21 | 4822 404 30709 | Clamp                           |
| 7  | 4822 240 20322 | Squeezer 50x90                     |    | 4822 432 92926 | Protection plate                |
| 8  | 4822 404 31187 | Bracket for squeezer 21" AG00-AG02 |    | 4822 459 11033 | Matchline emblem                |
| 8  | 4822 464 70631 | Bracket for squeezer 21" AG03      |    |                |                                 |
| 8  | 4822 464 70632 | Bracket for squeezer 25"           |    | 4822 459 11157 | Philips emblem 21"              |
| 8  | 4822 464 70633 | Bracket for squeezer 28"           |    | 4822 459 11154 | Philips emblem                  |
|    |                |                                    |    | 4822 454 12923 | Text plate RC7136               |
| 9  | 4822 432 92691 | Bottom plate                       |    | 4822 454 12925 | Text plate RC7138               |
| 10 | 4822 458 50478 | Grill 21"                          |    | 4822 404 31167 | Bracket for mains cord          |
| 10 | 4822 458 50454 | Grill 25"                          |    |                |                                 |
| 10 | 4822 458 50455 | Grill 28"                          |    | 4822 417 10844 | Hinge left                      |
| 11 | 4822 432 93158 | Door 21"                           |    | 4822 417 10839 | Hinge right                     |
|    |                |                                    |    | 4822 320 20177 | EHT cable 21"                   |
| 11 | 4822 432 93157 | Door for 21" -/39                  |    | 4822 320 20162 | EHT cable                       |
| 11 | 4822 432 93156 | Door                               |    | 4822 131 20583 | Picture tube A51EAK02X03        |
| 12 | 4822 432 92989 | Cover                              |    |                |                                 |
| 13 | 4822 410 62256 | Mains knob                         |    | 4822 131 20501 | Picture tube A59EAK252X43       |
| 14 | 4822 492 52338 | Spring                             |    | 4822 131 20567 | Picture tube A66EAK252X44       |
|    |                |                                    |    | 4822 462 10503 | Stand assy for -/05             |
| 15 | 4822 454 12867 | Ornamental plate                   |    |                |                                 |
| 16 | 4822 430 40224 | Cabinet 21"                        |    |                |                                 |

## STYLING 25

CL 36532/0011  
010893

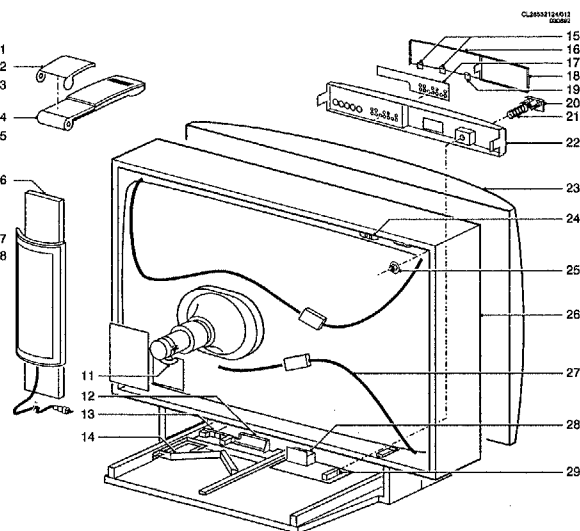
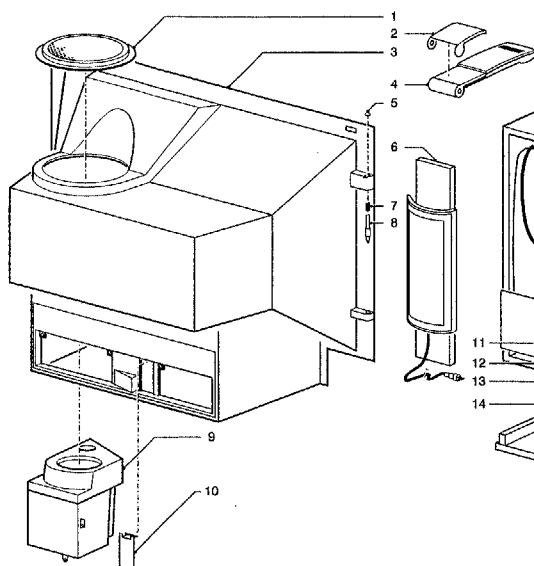

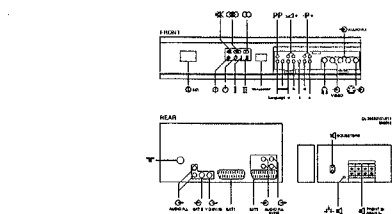
1	4822 462 71713	Grill for subwoofer	15	4822 432 10999	Ornamental plate
2	4822 438 30256	Backcover 25"	16	4822 430 50908	Cabinet 25"
2	4822 438 30257	Backcover 28"	16	4822 430 50909	Cabinet 28"
2	4822 438 40265	Backcover 33"	16	4822 430 50917	Cabinet 33"
3	4822 445 10265	LS box subwoofer	17	4822 535 92924	Spindle 25"
4	4822 432 92693	Door in backcover	17	4822 502 12865	Spindle 28"
5	4822 432 93139	Door	17	4822 535 93254	Spindle 33"
6	4822 218 21229	Remote control RC7137	18	4822 505 10903	Nut
6	4822 218 21231	Remote control RC7138	19	4822 404 30869	Bracket fix degaussing coil
7	4822 240 70225	Squeeter AD26954/X8A	19	4822 404 31018	Bracket fix degaussing coil 33"
7	4822 240 20322	Squeeter 50x90 ± AG03	20	4822 157 60414	Degaussing coil 25"
8	4822 404 31164	Bracket for squeeter 25" AG00-02	20	4822 157 62803	Degaussing coil 28"
8	4822 464 70632	Bracket for squeeter 25" AG03	20	4822 157 70835	Degaussing coil 33"
8	4822 404 31157	Bracket for squeeter 28" AG00-02	21	4822 157 62693	Clamp
8	4822 464 70633	Bracket for squeeter 28" AG03	22	4822 404 31156	Extension mains knob
8	4822 404 31194	Bracket for squeeter 33" AG00-02	23	4822 492 52218	Spring
8	4822 464 70624	Bracket for squeeter 33" AG03	4822 462 40554	Foot 33"	
9	4822 432 92691	Bottom plate	4822 432 92926	Protection plate	
10	4822 458 50454	Grill 25"	4822 459 11033	Matchline emblem	
10	4822 458 50455	Grill 28"	4822 459 11155	Philips emblem 25"-28"	
10	4822 458 50479	Grill 33"	4822 459 11156	Philips emblem 33"	
11	4822 417 50258	Locking mechanism	4822 404 31167	Bracket for mains cord	
12	4822 432 93143	Door	4822 320 20162	EHT cable	
12	4822 432 93142	Door for -/39	4822 454 12924	Text plate for RC7137	
13	4822 432 93141	Cover	4822 454 12925	Text plate for RC7138	
14	4822 410 60962	Mains knob	4822 131 20568	Picture tube A59EAK252X11	
			4822 131 20559	Picture tube A66EAK252X11	
			4822 131 20376	Picture tube A80EBK221X03	

## STYLING 26

CL 36532/0013  
010893

1	4822 445 10283	LS box subwoofer	16	4822 432 92741	Cover16	4822 432 92794
1	4822 445 10287	LS box subwoofer 29"	17	4822 410 61284	Mains knob	
2	4822 432 92693	Door in backcover	17	4822 410 61499	Mains knob 33"	
3	4822 462 71765	Grill for subwoofer				
4	4822 438 40235	Rearcover 25"	18	4822 492 52297	Spring 25"-28"	
4	4822 438 40234	Rearcover 28"	18	4822 492 32656	Spring	
4	4822 438 40211	Rearcover 29"	19	4822 535 92924	Spindle 25"-28"	
4	4822 438 40208	Rearcover 33"	19	4822 535 93254	Spindle 33"	
5	4822 462 41813	Cap for hinge	20	4822 505 11115	Nut 29"	
6	4822 492 52247	Spring for hinge	20	4822 505 10903	Nut	
7	4822 535 93227	Pin for hinge	21	4822 404 31246	Bracket fix degaussing coil	
8	4822 445 10286	LS box squeeter 29"	21	4822 404 30869	Bracket fix degaussing coil 25"-29"	
8	4822 445 10282	LS box squeeter	21	4822 404 31018	Bracket fix degaussing coil 33"	
9	4822 432 92937	Door for RC71XX	22	4822 157 70764	Degaussing coil 25"	
9	4822 432 92715	Door left for RC6411	22	4822 157 70763	Degaussing coil 28"	
9	4822 432 92716	Door right for RC6411	22	4822 157 70073	Degaussing coil 29"	
10	4822 218 21108	Remote control RC7111	22	4822 157 62861	Degaussing coil 33"	
10	4822 218 21225	Remote control RC7141	23	4822 157 62693	Clamp 33"	
10	4822 218 21021	Remote control RC6411				
11	4822 432 92691	Bottom plate	4822 462 40554	Foot		
11	4822 432 11148	Bottom plate 29"	4822 403 70661	Bracket for squeeter hinge		
11	4822 432 10917	Bottom plate 33"	4822 459 11033	Matchline emblem		
12	4822 417 50258	Locking mechanism	4822 459 11154	Philips emblem 25"-28"		
13	4822 454 12733	Ornamental plate 29"	4822 459 11161	Philips emblem 33"		
13	4822 454 12836	Ornamental plate				
14	4822 430 50791	Cabinet 25"	4822 404 31167	Bracket for mains cord		
14	4822 430 50789	Cabinet 28"	4822 320 20162	EHT cable		
14	4822 430 50805	Cabinet 29"	4822 432 92926	Protection plate		
14	4822 430 50802	Cabinet 33"	4822 466 93027	Protection plate 33"		
15	4822 432 92922	Door	4822 462 10509	Stand for squeeters		
15	4822 432 92826	Door 29"	4822 131 20501	Picture tube A59EAK252X43		
15	4822 432 92923	Door 33"	4822 131 20567	Picture tube A66EAK252X44		
			4822 131 20433	Picture tube M68JUA125X01		
			4822 131 20453	Picture tube A80EBK221X33		

## STYLING 27



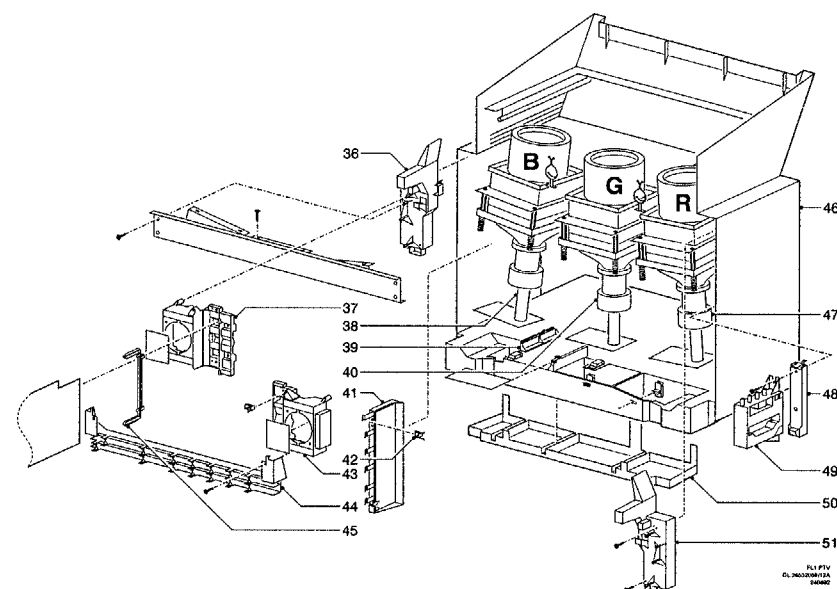
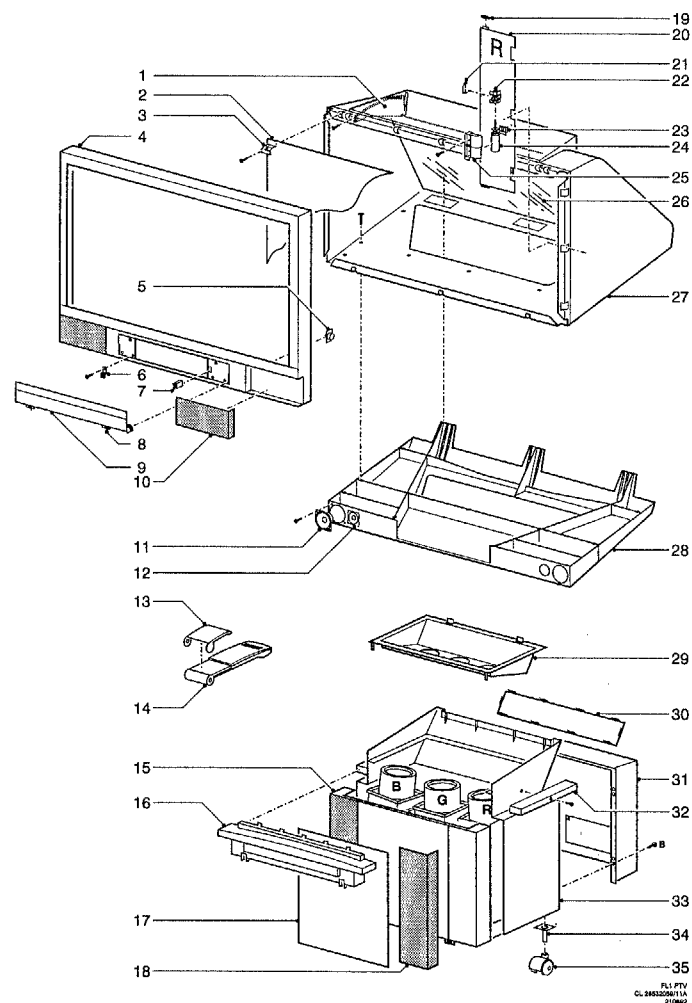
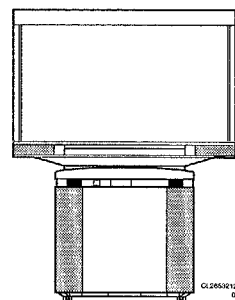
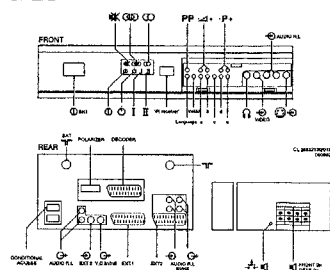
- |    |                 |                              |
|----|-----------------|------------------------------|
| 1  | 4822 462 71765  | Grill for subwoofer          |
| 2  | 4822 432 92937  | Door                         |
| 3  | 4822 438 40224  | Backcover                    |
| 4  | 4822 218 21125  | Remote control RC7117        |
| 5  | 4822 462 41813  | Cap for hinge                |
| 6  | 4822 445 10282  | LS box squeezer              |
| 7  | 4822 492 52247  | Spring for hinge             |
| 8  | 4822 535 93227  | Pin for hinge                |
| 9  | 4822 445 10283  | LS box subwoofer             |
| 10 | 4822 432 92693  | Door in backcover            |
| 11 | 4822 404 31201  | Bracket                      |
| 12 | 4822 218 21075  | Keyboard                     |
| 13 | 4822 267 41004  | Headph./cinch/SVHS connector |
| 14 | 4822 404 31203  | Bracket for control          |
| 15 | 4822 417 10839  | Hinge right                  |
| 16 | 4822 432 92798  | Door                         |
| 17 | 4822 454 12811  | Ornamental plate             |
| 18 | 4822 450 61778  | Window                       |
| 19 | 4822 417 10844  | Hinge left                   |
| 20 | 4822 410 61284  | Mains knob                   |
| 21 | 4822 492 32656  | Spring                       |
| 22 | 4822 256 91 877 | Holder for control           |
| 23 | 4822 451 70239  | Mask                         |
| 24 | 4822 466 93033  | Block fix rearcover          |
| 25 | 4822 535 93256  | Spindle                      |

- |                |                |                            |
|----------------|----------------|----------------------------|
| 26             | 4822 432 10955 | Cabinet                    |
| 27             | 4822 157 63504 | Degaussing coil            |
| 28             | 4822 466 93002 | Led block                  |
| 29             | 4822 276 12998 | Mains switch               |
|                |                |                            |
| 4822 462 40554 |                | Foot                       |
| 4822 432 93027 |                | Protection plate           |
| 4822 459 11033 |                | Matchline emblem           |
| 4822 459 11161 |                | Philips emblem             |
| 4822 401 10719 |                | Bracket for mains cord     |
|                |                |                            |
| 4822 404 31205 |                | Bracket fix deg. coils     |
| 4822 404 30958 |                | Bracket fix deg. coils     |
| 4822 492 70976 |                | Clamp between deg. coils   |
| 4822 404 31198 |                | Spacer for PIP panel       |
| 4822 462 10509 |                | Stand for squeezer box     |
|                |                |                            |
| 4822 255 70265 |                | Block fix picture tube     |
| 4822 131 20563 |                | Picture tube W86EDL013X120 |

- |                |                          |
|----------------|--------------------------|
| 4822 462 40554 | Foot                     |
| 4822 432 93027 | Protection plate         |
| 4822 459 11033 | Matchline emblem         |
| 4822 459 11161 | Philips emblem           |
| 4822 401 10719 | Bracket for mains cord   |
|                |                          |
| 4822 404 31205 | Bracket fix deg. coils   |
| 4822 404 30958 | Bracket fix deg. coils   |
| 4822 492 70976 | Clamp between deg. coils |
| 4822 404 31198 | Spacer for PIP panel     |
| 4822 462 10509 | Stand for squerret box   |

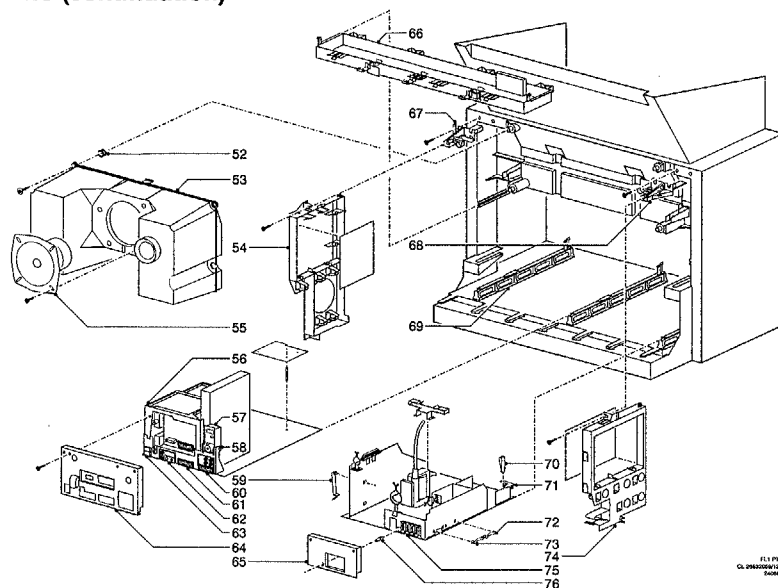
- |                |                            |
|----------------|----------------------------|
| 4822 255 70265 | Block fix picture tube     |
| 4822 131 20563 | Picture tube W86EDL013X120 |

## STYLING 28



- |    |                |                       |    |                |                          |
|----|----------------|-----------------------|----|----------------|--------------------------|
| 1  | 4822 403 70758 | Bracket for mirror    | 26 | 4822 380 30314 | Mirror                   |
| 2  | 4822 466 93187 | Screen                | 27 | 4822 432 11026 | Cabinet (top part)       |
| 3  | 4822 403 70754 | Bracket for screen    | 28 | 4822 432 11028 | Cabinet (middle part)    |
| 4  | 4822 451 70247 | Mask                  | 29 | 4822 466 92844 | Dust plate               |
| 5  | 4822 522 31741 | Damper                | 30 | 4822 458 40523 | Grill on rear side       |
| 6  | 4822 417 11178 | Hinge                 | 31 | 4822 438 40249 | Cover rear               |
| 7  | 4822 417 50258 | Locking mechanism     | 32 | 4822 432 11015 | Wing                     |
| 8  | 4822 492 71208 | Spring                | 33 | 4822 432 11017 | Cabinet (bottom part)    |
| 9  | 4822 432 93003 | RC door               | 34 | 4822 432 11022 | Plate for wheel          |
| 10 | 4822 458 50458 | Grill for mask        | 35 | 4822 528 90861 | Wheel                    |
| 11 | 4822 240 30651 | Squeezer              | 36 | 4822 403 70744 | Bracket left             |
| 12 | 4822 240 30649 | Tweeter               | 37 | 4822 403 70748 | Bracket                  |
| 13 | 4822 432 92937 | Door                  | 38 | 4822 131 20512 | Picture tube assy blue   |
| 14 | 4822 218 21125 | Remote control RC7117 | 39 | 4822 403 70746 | Chassis bracket shor     |
| 15 | 4822 432 11016 | Front plate           | 40 | 4822 131 20511 | Picture tube assy green  |
| 16 | 4822 432 11019 | Control panel         | 41 | 4822 403 70749 | Bracket for prot. panel  |
| 17 | 4822 432 11018 | Plate                 | 42 | 4822 417 50279 | Lock for prot. panel     |
| 18 | 4822 458 50456 | Grill                 | 43 | 4822 403 70748 | Bracket                  |
| 19 | 4822 466 62283 | Stop for door         | 44 | 4822 403 70753 | Bracket                  |
| 20 | 4822 432 93005 | Screen door           | 45 | 4822 404 31082 | Bracket for conv. panel  |
| 21 | 4822 528 20758 | Coupling piece        | 46 | 4822 432 11017 | Cabinet (bottom part)    |
| 22 | 4822 403 70755 | Bracket for screen    | 47 | 4822 131 20509 | Picture tube assy red    |
| 23 | 4822 466 93185 | Block for motor       | 48 | 4822 403 70751 | Bracket for EHT splitter |
| 24 | 4822 361 30409 | Motor                 | 49 | 4822 212 30373 | EHT splitter             |
| 25 | 4822 417 50281 | Clip for motor        | 50 | 4822 432 92927 | Bottom cover             |
|    |                |                       | 51 | 4822 403 70745 | Bracket right            |
|    |                |                       |    | 4822 459 11161 | Philips emblem           |
|    |                |                       |    | 4822 459 11033 | Matchline emblem         |

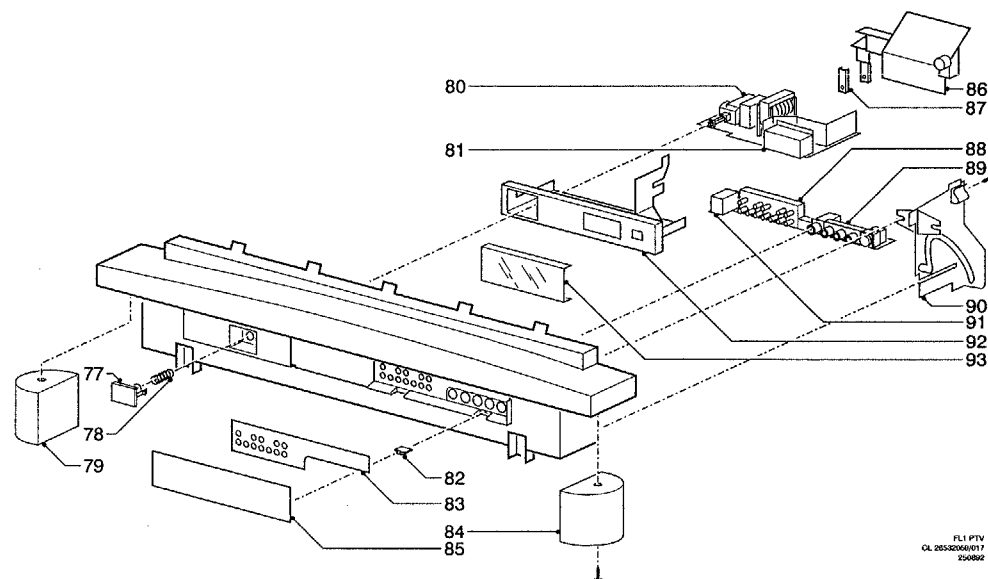
# STYLING 28 (continuation)



FL1 PTV  
CL 283205/01A  
250892

52	4822 325 50221	Grommet
53	4822 445 10329	Loudspeaker box
54	4822 403 70757	Bracket for SAT supply
55	4822 240 50329	Woofer
56	4822 464 70585	Frame for SAT box
57	4822 218 21069	Antenna splitter
58	4822 256 91807	Holder for splitter
59	4822 492 70789	Spring
60	4822 267 20427	Euro/cinch connector
61	4822 267 51058	Euro connector
62	4822 267 41005	Cinch/SVHS connector
63	4822 267 51112	D2B socket
64	4822 432 92837	SSP cover for SAT sets
64	4822 432 92767	SSP cover
65	4822 432 92695	LSP cover

66	4822 432 92999	Tray leak
67	4822 535 93349	Spindle left
68	4822 535 93348	Spindle right
69	4822 403 70747	Chassis bracket long
70	4822 492 62076	Spring
71	4822 404 31167	Bracket for mains cord
72	4822 492 70143	Spring
73	4822 492 70788	Spring
74	4822 403 70752	Bracket for conv. supply
75	4822 290 60812	Connector for LS
76	4822 410 25036	Mute knob



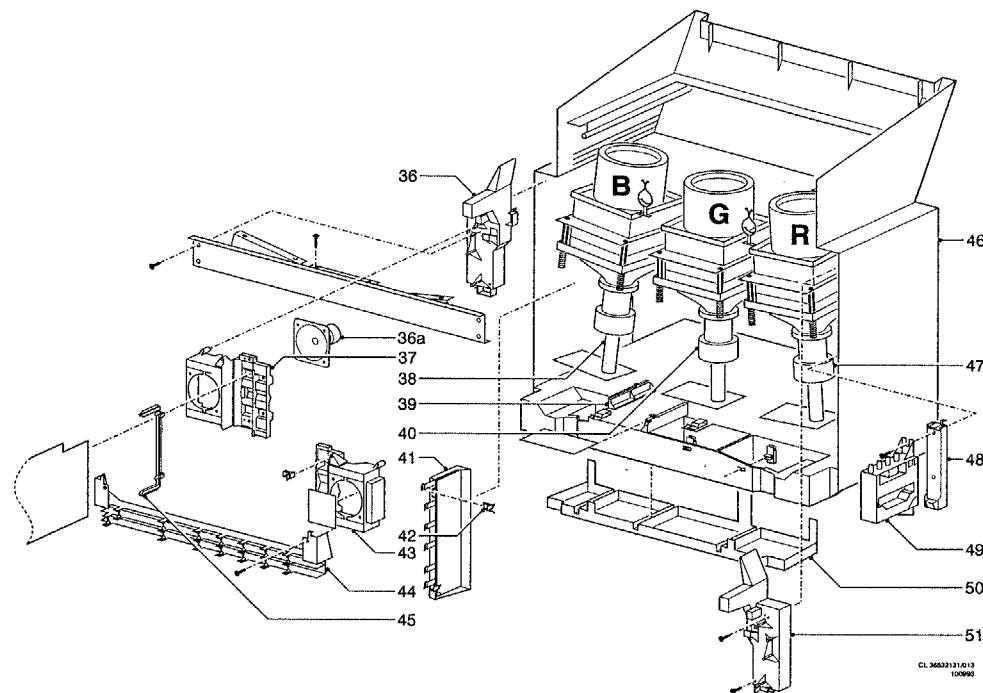
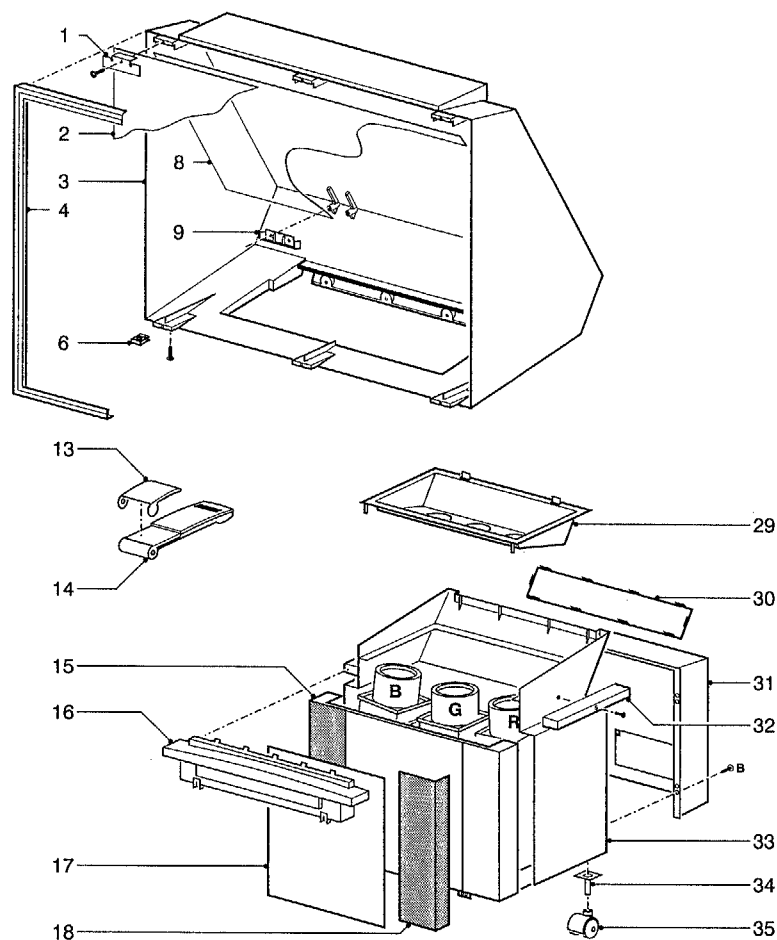
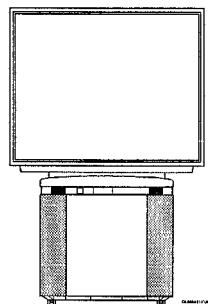
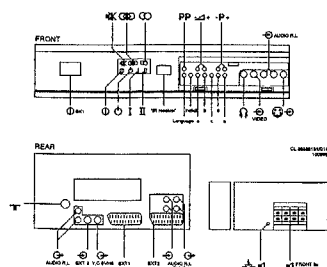
FL1 PTV  
CL 283205/01B  
250892

77	4822 410 62266	Mains knob
78	4822 492 52338	Spring
79	4822 432 11023	Corner left
80	4822 276 12998	Mains switch
81	4822 432 92841	Led block SAT
81	4822 466 93002	Led block
82	4822 417 10844	Hinge left
82	4822 417 10839	Hinge right
83	4822 454 12868	Ornamental plate
84	4822 432 11024	Corner right

85	4822 432 93004	Door for SAT sets
85	4822 432 93001	Door
86	4822 466 62281	Protection plate
87	4822 290 40468	Clamp fix PCB
88	4822 218 21075	Keyboard
89	4822 267 41004	headph./cinch/SVHS conn.
90	4822 466 93184	Hinge plate
91	4822 212 23281	IR receiver
92	4822 256 91991	Bracket
93	4822 450 61973	Window



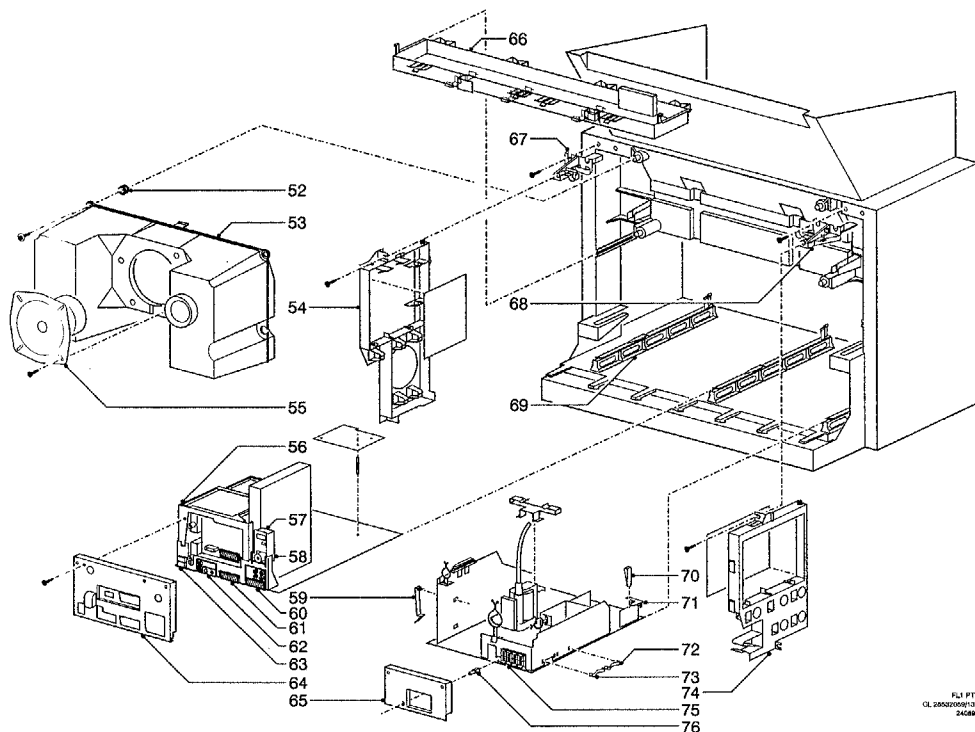
## STYLING 29



- |    |                |                       |
|----|----------------|-----------------------|
| 1  | 4822 404 31075 | Bracket fix screen    |
| 2  | 4822 466 30354 | Screen                |
| 3  | 4822 430 50742 | Cabinet (top part)    |
| 4  | 4822 451 80904 | Mask                  |
| 6  | 4822 492 63987 | Speednut fix mask     |
| 8  | 4822 380 30322 | Mirror                |
| 9  | 4822 404 31075 | Bracket for mirror    |
| 13 | 4822 432 92937 | Door                  |
| 14 | 4822 218 21125 | Remote control RC7117 |
| 15 | 4822 432 11016 | Front plate           |
| 16 | 4822 432 11019 | Control panel         |
| 17 | 4822 432 11018 | Plate                 |
| 18 | 4822 458 50456 | Grill                 |
| 29 | 4822 466 92844 | Dust plate            |
| 30 | 4822 458 40523 | Grill on rear side    |
| 31 | 4822 438 40249 | Cover rear            |
| 32 | 4822 432 11015 | Wing                  |
| 33 | 4822 432 11017 | Cabinet (bottom part) |
| 34 | 4822 432 11022 | Plate for wheel       |
| 35 | 4822 528 90861 | Wheel                 |

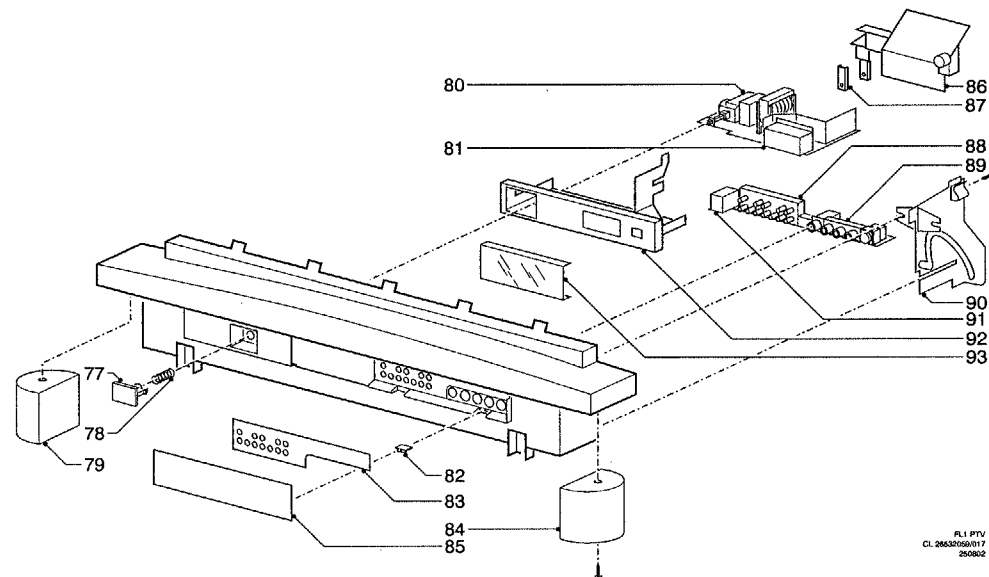
- |     |                |                          |
|-----|----------------|--------------------------|
| 36  | 4822 403 70744 | Bracket left             |
| 36a | 4822 240 30651 | Squeezer                 |
| 37  | 4822 403 70748 | Bracket                  |
| 38  | 4822 13j 20512 | Picture tube assy blue   |
| 39  | 4822 403 70746 | Chassis bracket short    |
| 40  | 4822 131 20511 | Picture tube assy green  |
| 341 | 4822 403 70749 | Bracket for prot. panel  |
| 42  | 4822 417 50279 | Lock for prot. panel     |
| 43  | 4822 403 70748 | Bracket                  |
| 44  | 4822 403 70753 | Bracket                  |
| 45  | 4822 404 31082 | Bracket for conv. panel  |
| 46  | 4822 432 11017 | Cabinet (bottom part)    |
| 47  | 4822 131 20509 | Picture tube assy red    |
| 48  | 4822 403 70751 | Bracket for EHT splitter |
| 49  | 4822 212 30373 | EHT splitter             |
| 50  | 4822 432 92927 | Bottom cover             |
| 51  | 4822 403 70745 | Bracket right            |
|     | 4822 459 11161 | Philips emblem           |
|     | 4822 459 11033 | Matchline emblem         |

# STYLING 29



FL1 PTV  
CL 28532058/10A  
245882

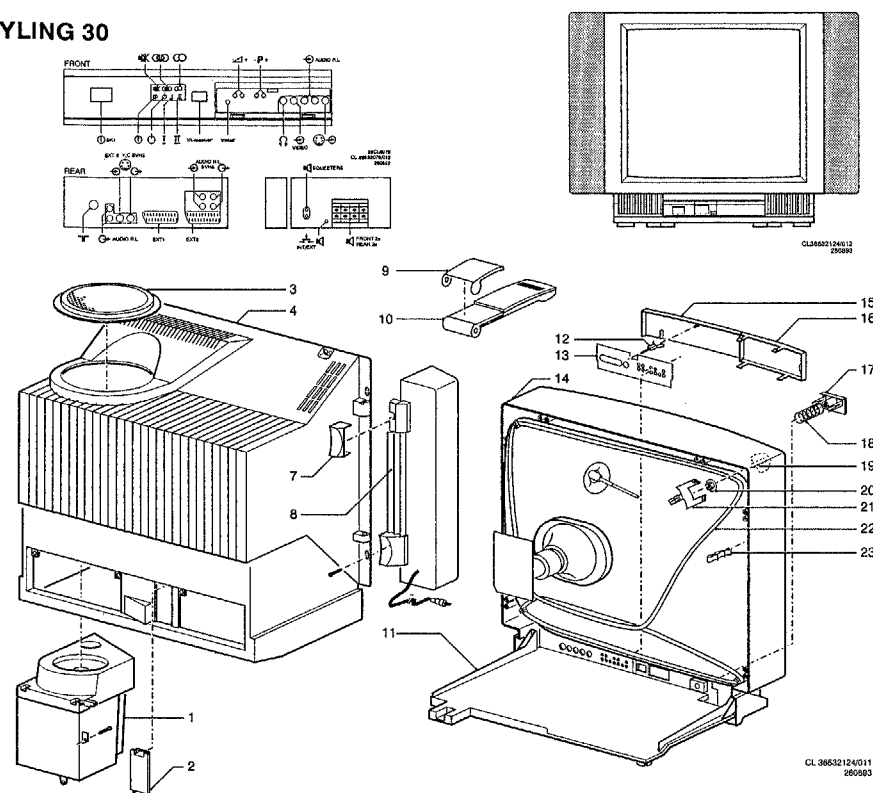
52	4822 325 50221	Grommet	67	4822 535 93349	Spindle left
53	4822 445 10329	Loudspeaker box	68	4822 535 93348	Spindle right
54	4822 403 70757	Bracket for SAT supply	69	4822 403 70747	Chassis bracket long
55	4822 240 50329	Woofer	70	4822 492 62076	Spring
56	4822 464 70585	Frame for SAT box	71	4822 404 31167	Bracket for mains cord
57	4822 218 21069	Antenna splitter	72	4822 492 70143	Spring
58	4822 256 91807	Holder for splitter	73	4822 492 70788	Spring
59	4822 492 70789	Spring	74	4822 403 70752	Bracket for conv. supply
60	4822 267 20427	Euro/cinch connector	75	4822 290 60812	Connector for LS
61	4822 267 51058	Euro connector	76	4822 410 25036	Mute knob
62	4822 267 41005	Cinch/SVHS connector			
63	4822 267 51112	D2B socket			
64	4822 432 92767	SSP cover			
65	4822 432 92695	LSP cover			
66	4822 432 92999	Tray leak			



FL1 PTV  
CL 28532058/10A  
250802

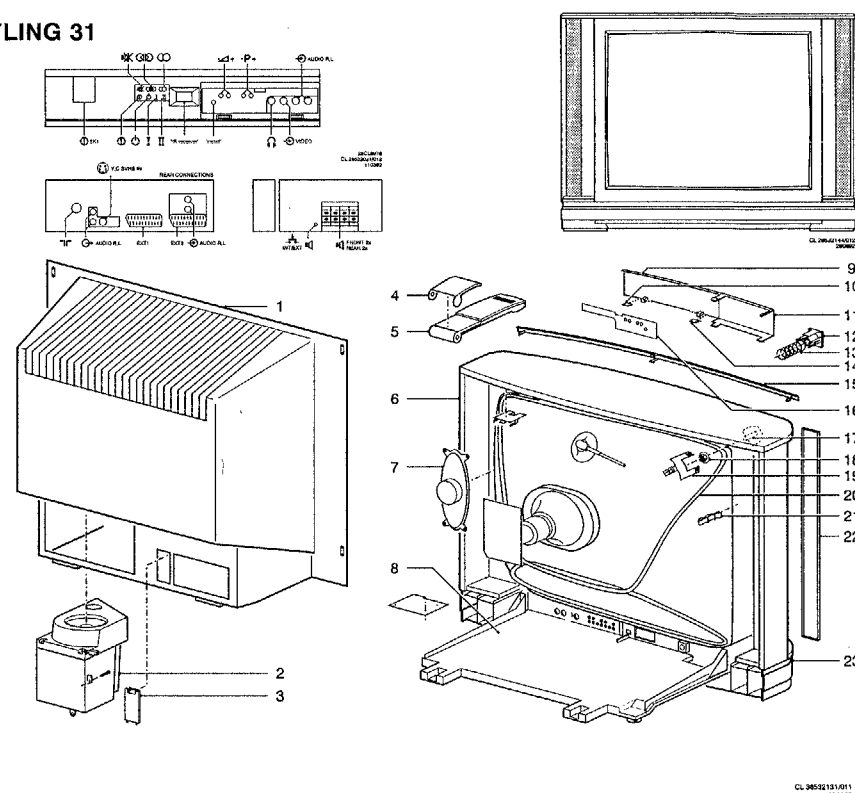
77	4822 410 62266	Mains knob	86	4822 466 62281	Protection plate
78	4822 492 52338	Spring	87	4822 290 40468	Clamp fix PCB
79	4822 432 11023	Corner left	88	4822 218 21075	Keyboard
80	4822 276 12998	Mains switch	89	4822 267 41004	headph./cinch/SVHS conn.
81	4822 466 93002	Led block	90	4822 466 93184	Hinge plate
82	4822 417 10844	Hinge left	91	4822 212 23281	IR receiver
83	4822 417 10839	Hinge right	92	4822 256 91991	Bracket
84	4822 454 12868	Ornamental plate	93	4822 450 61973	Window
85	4822 432 11024	Corner right			
	4822 432 93001	Door			

## STYLING 30

CL 38632124011  
260983

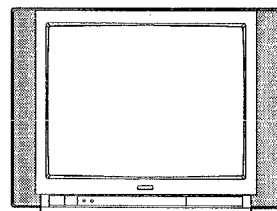
1	4822 445 10283	LS box subwoofer	15	4822 432 93154	Door
2	4822 432 92693	Door in backcover	16	4822 432 92741	Cover
3	482 462 71765	Grill for subwoofer	17	4822 410 61284	Mains knob
4	4822 438 20245	Rearcover 25"	18	4822 492 52297	Spring
5	4822 438 30261	Rearcover 28"	19	4822 535 92924	Spindle
6	not present		20	4822 505 10903	Nut
7	not present		21	4822 404 30869	Bracket fix degaussing coil
8	4822 445 10372	LS box squeeter left 25"	22	4822 157 70764	Degaussing coil 25"
9	4822 445 10373	LS box squeeter right 25"	23	4822 157 70763	Degaussing coil 28"
10	4822 445 10374	LS box squeeter left 28"		4822 404 30709	Clamp
11	4822 445 10375	LS box squeeter right 28"		4822 432 92926	Protection plate
12	4822 432 93139	Door for RC71XX		4822 459 11033	Matchline emblem
13	4822 218 21125	Remote control RC7117		4822 459 11154	Philips emblem
14	4822 218 21195	Remote control RC7132		4822 432 30436	Text plate for RC7132
15	4822 218 21228	Remote control RC7136		4822 454 12923	Text plate for RC7136
16	4822 432 92691	Bottom plate		4822 459 61209	Text plate for RC7116
17	4822 417 50258	Locking mechanism		4822 131 20501	Picture tube A59EAK252X43
18	4822 460 11003	Ornamental plate		4822 131 20567	Picture tube A66EAK252X44
19	4822 430 50916	Cabinet 25"			
20	4822 430 50915	Cabinet 28"			

## STYLING 31

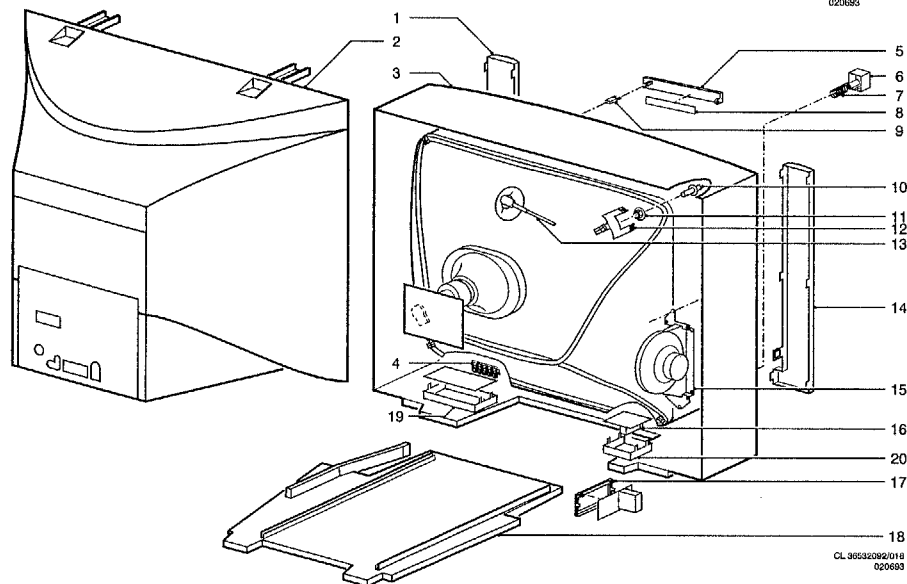
CL 38632131011  
090983

1	4822 438 40226	Backcover	14	4822 417 10844	Hinge left
2	4822 445 10265	LS box subwoofer	15	4822 432 10964	Strip
3	4822 445 10283	LS box subwoofer FL1.17	16	4822 432 10963	Ornamental foil
4	4822 432 92693	Door in backcover	17	4822 535 92924	Spindle
5	4822 432 93139	Door	18	4822 505 10903	Nut
6	4822 218 21227	Remote control RC7135	19	4822 404 30869	Bracket fix degaussing coil
7	4822 218 21228	Remote control RC7136	20	4822 157 70763	Degaussing coil
8	4822 218 21229	Remote control RC7137	21	4822 404 30709	Clamp
9	4822 218 21231	Remote control RC7138	22	4822 458 50415	Grill
10	4822 430 50832	Cabinet	23	4822 451 70241	Mask
11	4822 430 50876	Cabinet 70TA		4822 255 70268	Holder for mains cord -/05/25
12	4822 240 70225	Squeeter		4822 432 92926	Protection plate
13	4822 432 92691	Bottom plate		4822 459 11163	Philips emblem
14	4822 432 92898	Door 28PT84XA		4822 454 12922	Text plate for RC7135
15	4822 432 93167	Door 70TA83XX		4822 454 12923	Text plate for RC7136
16	4822 432 93168	Door 70TA83XX		4822 454 12924	Text plate for RC7137
17	4822 417 10839	Hinge right		4822 454 12925	Text plate for RC7138
18	4822 432 92897	Cover		4822 131 20559	Picture tube A66EAK252X11
19	4822 410 61852	Mains knob		4822 131 20567	Picture tube A66EAK252X44
20	4822 492 32656	Spring			

## STYLING 32



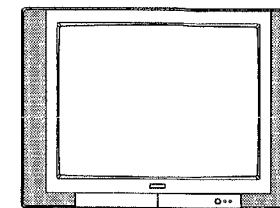
CL 36532005/018  
020693



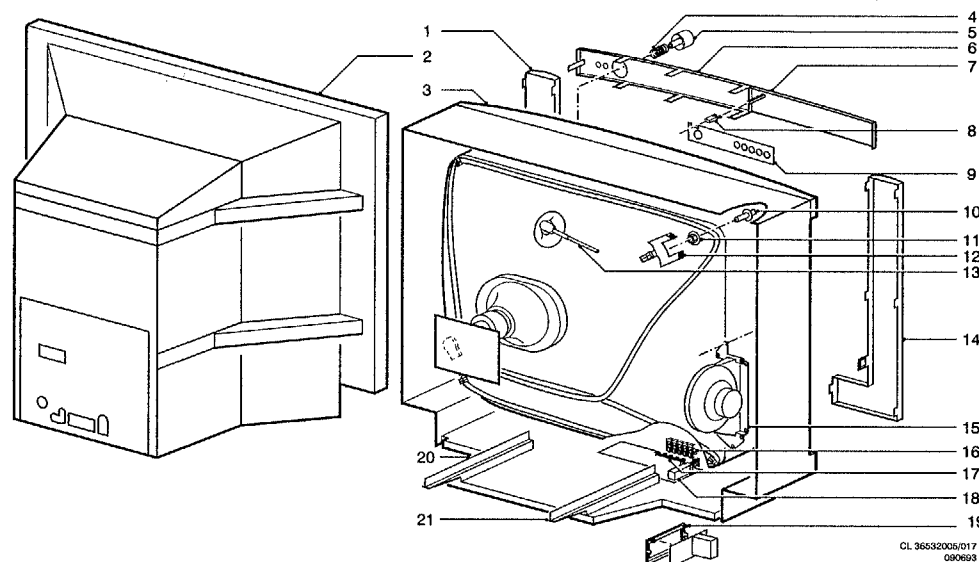
CL 36532005/018  
020693

1	4822 458 30657	Grill right 25PT560A	16	4822 276 12597	Mains switch
1	4822 458 50491	Grill right 28PT560A		4822 053 21915	Res. 9M1 (on mains switch)
2	4822 438 30265	Rear cover 25"	17	4822 404 31317	Bracket fixing mains filter module
2	4822 438 30264	Rear cover 28"	18	4822 432 11106	Bottom plate
3	4822 430 50926	Cabinet 25PT560A	19	4822 404 31318	Bracket fixing controls module
3	4822 430 50931	Cabinet 28PT560A	20	4822 403 70926	Bracket fixing sep. mains module
4	4822 410 62872	Control knob assy 3-fold (plastic)		4822 404 30709	Degaussing coil clip (1x)
5	4822 432 93171	Door		4822 157 63747	Degaussing coil 25"
6	4822 410 62865	Mains knob		4822 157 63752	Degaussing coil 28"
7	4822 492 32656	Spring behind mains knob		4822 131 20568	Picture tube A59EAK252X11
8	not used			4822 131 20559	Picture tube A66EAK252X11
9	4822 276 13079	Locking mechanism		4822 276 30422	Control switch assy 3-fold (electr.)
10	4822 535 92924	Picture tube spindle		4822 218 21181	Remote control RC7502
11	4822 505 10903	Picture tube nut		4822 403 70972	Bracket light guide
12	4822 404 30869	Degaussing coil bracket (4x)		4822 256 91766	LED holder
13	4822 320 20172	EHT cable		4822 502 13712	Screw 12x3
14	4822 458 30656	Grill left 25PT560A			
14	4822 458 50489	Grill left 28PT560A			
15	4822 240 90183	Acoustic horn (incl. loudspeaker)			
	4822 240 30639	Tweeter (right / left)			

## STYLING 33



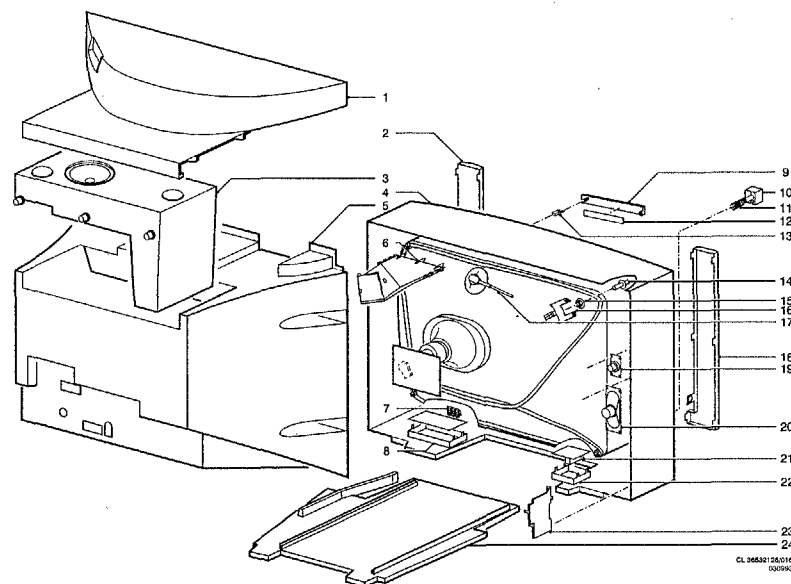

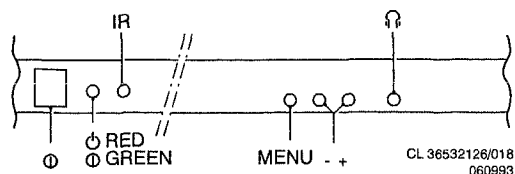
CL 36532005/018  
020693



CL 36532005/017  
090693

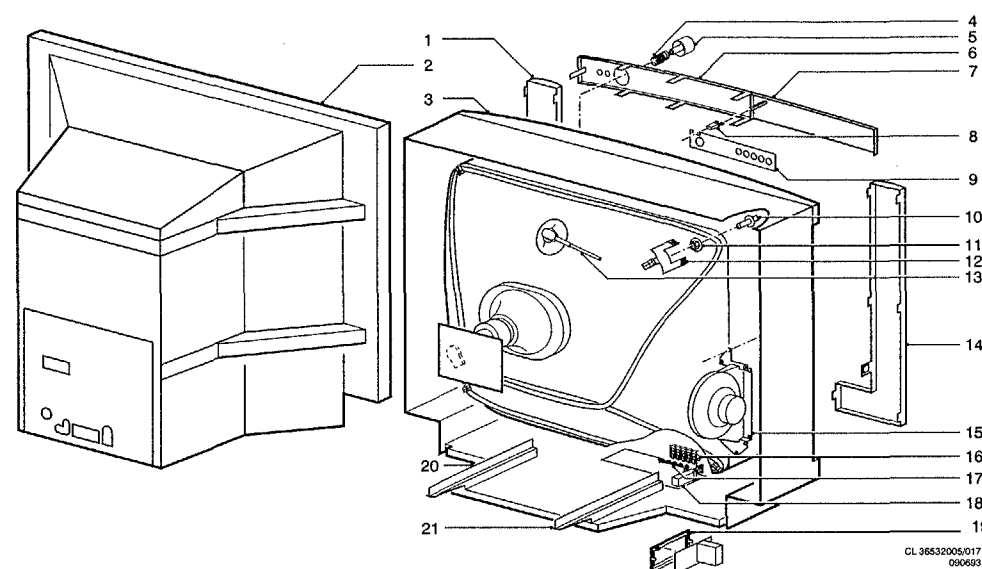
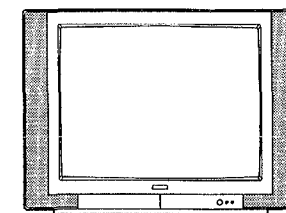
1a/c	4822 458 50467	Grill right 25"	14b/d	4822 458 50471	Grill left 28"
1b/d	4822 458 50469	Grill right 28"	15	4822 240 90183	Acoustic horn (incl. loudspeaker)
2a/c	4822 438 30248	Rear cover 25"	15c/d	4822 240 70252	Acoustic horn (incl. loudspeaker)
2b/d	4822 438 40225	Rear cover 28"		4822 240 30639	Tweeter(right/left)
3a	4822 430 50927	Cabinet 25"	16	4822 410 62872	Control knob assy 3-fold (plastic)
3b	4822 430 50928	Cabinet 28"	17	4822 276 62597	Control switch assy 3-fold (electr.)
3c	4822 430 50881	Cabinet 25"	18	4822 404 31318	Bracket fixing controls module
3d	4822 430 50882	Cabinet 28"		4822 276 12597	Mains switch
4	4822 492 32656	Spring behind mains knob		4822 053 21915	Res. 9M1 (on mains switch)
5a/b	4822 410 62684	Mains knob		4822 404 31181	Bracket fixing mains filter module
5c/d	4822 410 62598	Mains knob		4822 432 11106	Bottom plate
6a/b	4822 432 93173	Cover	19	4822 462 30543	PCB guide right
6c/d	4822 432 93084	Cover	20	4822 462 30544	PCB guide left
7a/b	4822 432 93169	Door		4822 403 70926	Bracket fixing sep. mains module
7c/d	4822 432 93083	Door		4822 404 30709	Degaussing coil clip (1x)
8	4822 417 50252	Locking mechanism		4822 157 63747	Degaussing coil 25"
9a/b	4822 454 12911	Indication strip		4822 157 63752	Degaussing coil 28"
9c/d	4822 460 110011	Indication strip		4822 131 20568	Picture tube A59EAK252X11
c/d	4822 432 11083	Control panel		4822 131 20559	Picture tube A66EAK252X11
c/d	4822 432 11117	Control panel		4822 218 21204	Remote control RC6523
10	4822 535 12865	Picture tube spindle	a/b	4822 218 21161	Remote control RC7502
11	4822 505 10903	Picture tube nut	c/d	4822 403 70972	Bracket light guide
12	4822 404 30869	Degaussing coil bracket (4x)		4822 256 91766	LED holder
13	4822 320 20172	EHT cable		4822 502 13712	Screw 12x3
14a/c	4822 458 50468	Grill left 25"			
			a:	63TA5610	
			b:	70TA561	
			c:	25PT550A	
			d:	28PT550A/ 28PT552A	

## STYLING 34



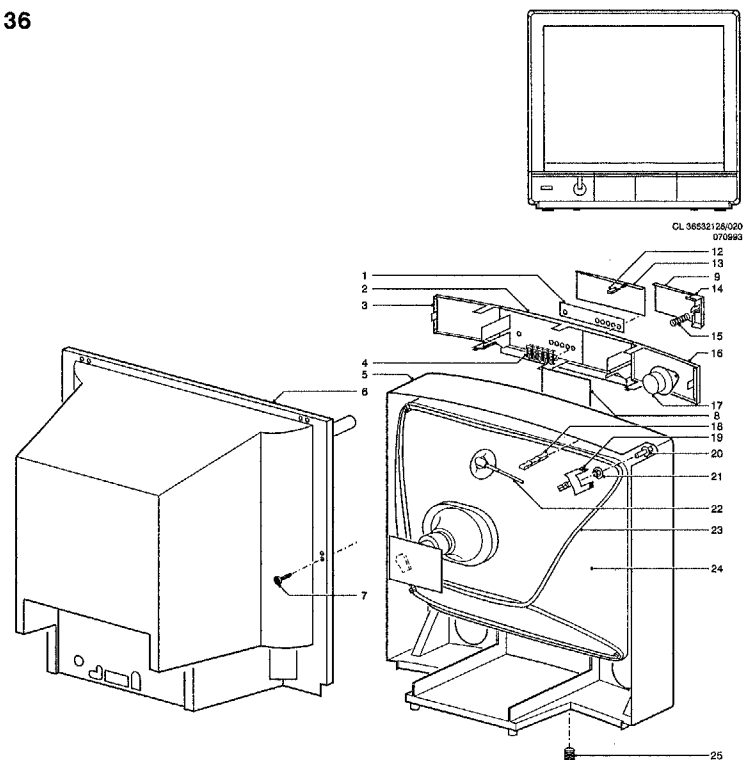
- |    |                |                                        |    |                |                                        |
|----|----------------|----------------------------------------|----|----------------|----------------------------------------|
| 1  | 4822 432 11119 | Rear cover top part 28PW630A/632A      | 17 | 4822 320 20172 | EHT cable                              |
| 1  | 4822 432 11118 | Rear cover top part 70WA6210/70WB6190  | 18 | 4822 458 50487 | Grill left 28" 16/9                    |
| 2  | 4822 458 50488 | Grill right 28" 16/9                   | 19 | 4822 240 20324 | Tweeter (right / left)                 |
| 3  | 4822 445 10377 | Subwoofer box 28" 16/9 (incl. speaker) | 20 | 4822 240 70264 | Midrange speaker (right / left)        |
| 4  | 4822 430 50932 | Cabinet 28PW630/A632                   | 21 | 4822 276 12597 | Mains switch                           |
| 4  | 4822 430 50929 | Cabinet 70WA6210/70WB6190              | 22 | 4822 053 21915 | Res. 9M1 (on mains switch)             |
| 5  | 4822 438 40267 | Rear cover 28" 16/9                    | 22 | 4822 403 70926 | Bracket fixing sep. mains module       |
| 6  | 4822 404 31332 | Bracket for rear connection module     | 23 | 4822 404 31319 | Bracket fixing SCAVEM FILTER module    |
| 7  | 4822 410 62872 | Control knob assy 3-fold (plastic)     | 24 | 4822 432 11106 | Bottom plate                           |
| 8  | 4822 404 31323 | Bracket fixing controls module         |    | 4822 403 70584 | Bracket SCAVEM AMPLIFIER (on pix tube) |
| 9  | 4822 432 93174 | Door 28PW630A/632A                     |    | 4822 157 70828 | Degaussing coil 28" 16/9               |
| 9  | 4822 432 93172 | Door 70WA6210/70WB6190                 |    | 4822 131 20584 | Picture tube W67EWR001X13              |
| 10 | 4822 410 62868 | Mains knob 28PW630A/632A               |    | 4822 276 30422 | Control switch assy 3-fold (electr.)   |
| 10 | 4822 410 62866 | Mains knob 70WA6210/70WB6190           |    | 4822 218 21205 | Remote control RC7118                  |
| 11 | 4822 492 32656 | Spring behind mains knob               |    | 4822 466 93267 | Battery cover RC7118                   |
| 12 | not used       |                                        |    | 4822 432 93139 | Door RC7118                            |
| 13 | 4822 276 13079 | Locking mechanism                      |    | 4822 403 70972 | Bracket light guide                    |
| 14 | 4822 535 92924 | Picture tube spindle                   |    | 4822 256 91766 | LED holder                             |
| 15 | 4822 505 10903 | Picture tube nut                       |    | 4822 502 13712 | Screw 12x3                             |
| 16 | 4822 404 31324 | Degaussing coil bracket (4x)           |    |                |                                        |

## STYLING 35



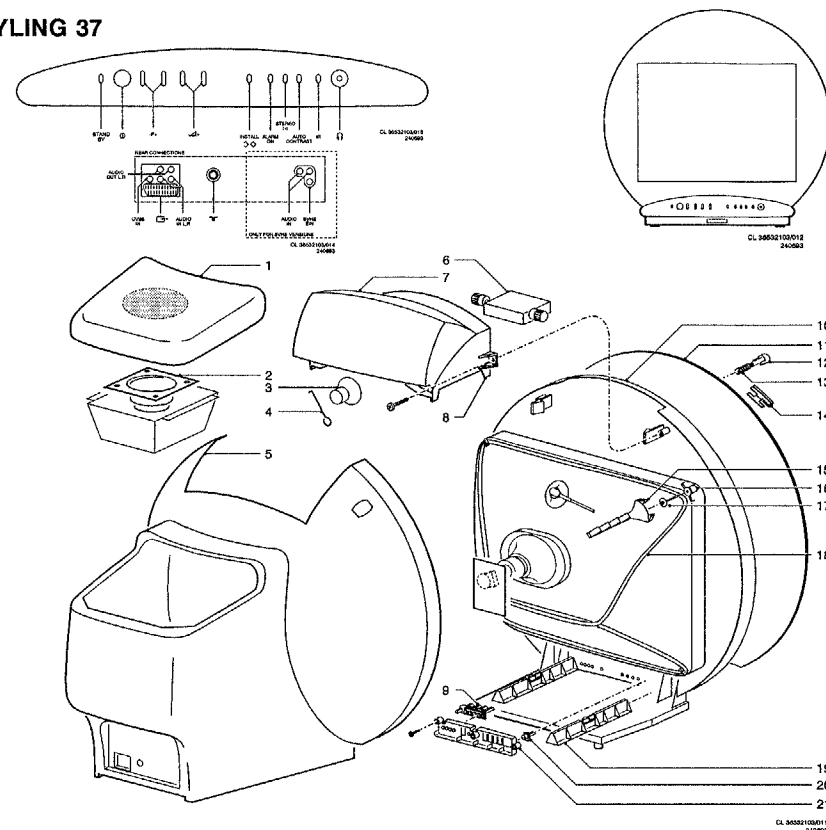
- |    |                |                              |    |                |                                      |
|----|----------------|------------------------------|----|----------------|--------------------------------------|
| 1  | 4822 458 40572 | Grill right 52TA5210         | 15 | 4822 240 90183 | Acoustic horn (incl. loudspeaker)    |
| 1  | 4822 458 40575 | Grill right 52TB5190         | 16 | 4822 410 62734 | Control knob assy 5-fold (plastic)   |
| 2  | 4822 438 40232 | Rear cover 21"               | 17 | 4822 410 62597 | Control switch assy 5-fold (electr.) |
| 3  | 4822 430 30257 | Cabinet 52TA5210             | 18 | 4822 276 12597 | Mains switch                         |
| 3  | 4822 430 30258 | Cabinet 52TB5190             |    | 4822 053 21915 | Res. 9M1 (on mains switch)           |
| 4  | 4822 492 32656 | Spring behind mains knob     |    | 4822 432 93082 | Safety cover over mains switch       |
| 5  | 4822 410 62598 | Mains knob 52TA5210          | 19 | 4822 404 31181 | Bracket fixing mains filter module   |
| 5  | 4822 410 62738 | Mains knob 52TB5190          |    | 4822 403 70926 | Bracket fixing sep. mains module     |
| 6  | 4822 432 93084 | Front cover right 52TA5210   |    | 4822 404 30709 | Degaussing coil clip (1x)            |
| 6  | 4822 432 93136 | Front cover right 52TB5190   |    | 4822 157 62613 | Degaussing coil 21"                  |
| 7  | 4822 432 93188 | Door 52TA5210                |    | 4822 131 20483 | Picture tube A51EAL55X73             |
| 7  | 4822 432 93189 | Door 52TB5190                |    | 4822 218 21079 | Remote control RC6512                |
| 8  | 4822 417 50252 | Locking mechanism            |    | 4822 432 92761 | Battery cover RC6512                 |
| 9  | 4822 460 11001 | Indication strip             |    | 4822 432 92762 | Top cover RC6512                     |
| 10 | 4822 502 12865 | Picture tube spindle         |    | 4822 462 30543 | PCB guide right                      |
| 11 | 4822 505 10903 | Picture tube nut             |    | 4822 462 30544 | PCB guide left                       |
| 12 | 4822 404 30945 | Degaussing coil bracket (4x) |    | 4822 502 13712 | Screw 12x3                           |
| 13 | not applicable |                              |    | 4822 256 91766 | LED holder                           |
| 14 | 4822 458 40573 | Grill left 52TA5210          |    |                |                                      |
| 14 | 4822 458 40574 | Grill left 52TB5190          |    |                |                                      |

## STYLING 36



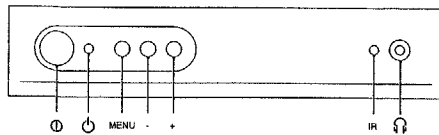
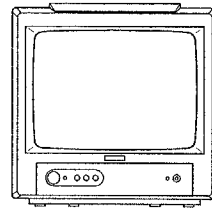
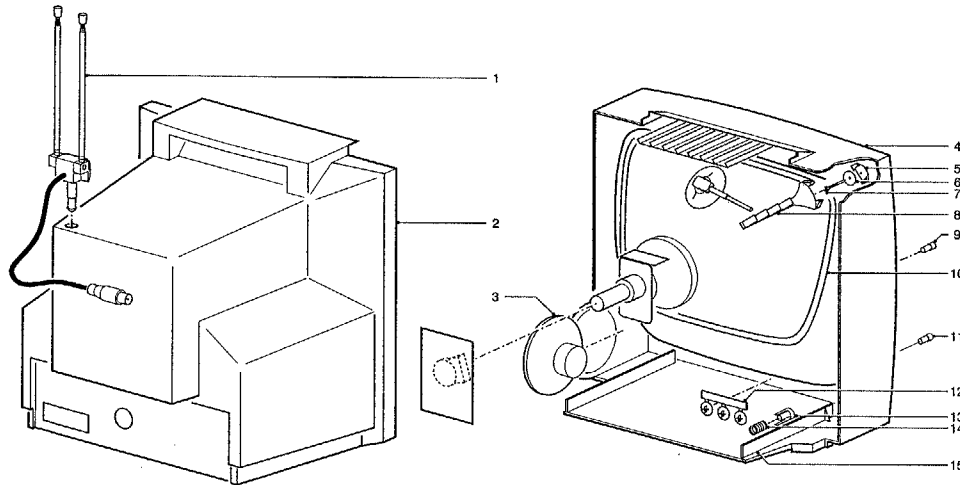
- |    |                |                                    |
|----|----------------|------------------------------------|
| 1  | 4822 454 12749 | Indication strip                   |
| 2  | 4822 432 11129 | Control panel                      |
| 3  | 4822 458 50494 | Grill right 25"                    |
| 4  | 4822 410 61347 | Control knob assy 5-fold (plastic) |
| 5  | 4822 430 50942 | Cabinet 25"                        |
| 6  | 4822 438 40216 | Rear cover 25"                     |
| 7  | 4822 502 13712 | Screw 12x3 (7x)                    |
| 8  | not applicable |                                    |
| 9  | not applicable |                                    |
| 12 | 4822 417 50252 | Locking mechanism                  |
| 13 | 4822 432 93197 | Door                               |
| 14 | 4822 410 62963 | Mains knob                         |
| 15 | 4822 492 32656 | Spring behind mains knob           |
| 16 | 4822 458 50493 | Grill left 25"                     |
| 17 | 4822 240 20302 | Loudspeaker 2"x6"                  |
| 18 | 4822 240 70239 | Squeeter 3"                        |
| 19 | 4822 404 30869 | Degaussing coil bracket (4x)       |
| 20 | 4822 404 30709 | Degaussing coil clip (1x)          |
| 21 | 4822 502 12865 | Picture tube spindle               |
| 22 | 4822 505 10903 | Picture tube nut                   |
| 23 | not applicable |                                    |
| 24 | 4822 157 63747 | Degaussing coil 25"                |
| 25 | 4822 131 20546 | Picture tube A59EAK71X01           |
|    | 4822 532 61148 | Bushing for stand                  |
|    | 4822 276 12916 | Mains switch                       |
|    | 4822 432 92152 | Mains switch cover                 |
|    | 4822 218 21079 | Remote control RC6512              |

## STYLING 37



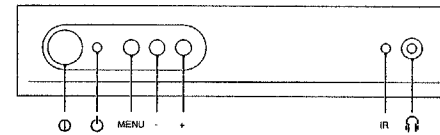
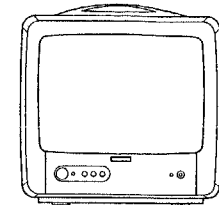
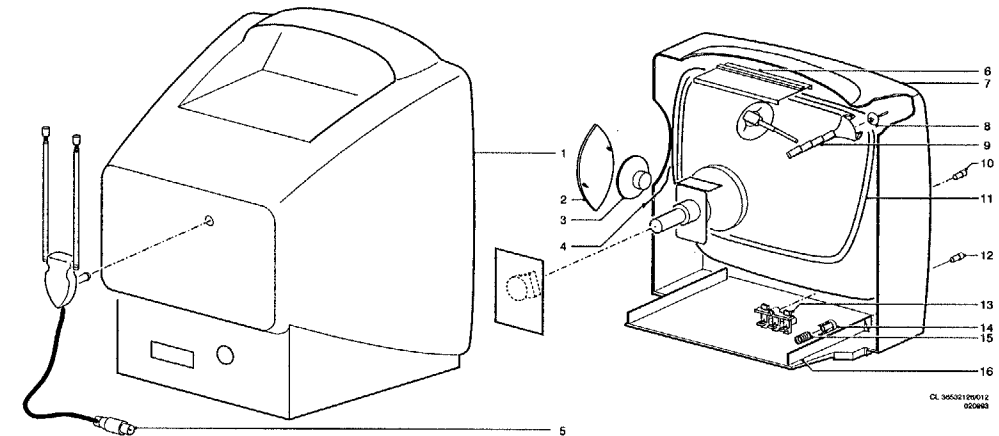
- |    |                |                          |
|----|----------------|--------------------------|
| 1  | 4822 445 10376 | Loudspeaker box          |
| 2  | 4822 240 30682 | Loudspeaker              |
| 3  | 4822 240 70263 | Tweeter                  |
| 4  | 4822 492 71404 | Spring                   |
| 5  | 4822 438 20251 | Rear cover               |
| 6  | 4822 361 21661 | Motor                    |
| 7  | 4822 458 30655 | Speaker grill            |
| 8  | 4822 404 31316 | Grill bracket            |
| 9  | 4822 381 11438 | Lens RC-receiver         |
| 10 | 4822 430 30247 | Cabinet                  |
| 11 | 4822 450 62143 | Glassplate               |
| 12 | 4822 410 62863 | Mains knob               |
| 13 | 4822 492 32656 | Spring                   |
| 14 | 4822 404 31315 | Hook                     |
| 15 | 4822 404 31238 | Bracket degaus. coil     |
| 16 | 4822 532 52543 | CRT insert               |
| 17 | 4822 502 30736 | Screw selftap            |
| 18 | 4822 157 52155 | Degaussing coil          |
| 19 | 4822 403 70941 | Chassis guide L+R        |
| 20 | 4822 381 11437 | Lens for LED             |
| 21 | 4822 459 40745 | Knob assy                |
|    | 4822 131 20324 | Picture tube A51EAM31X45 |
|    | 4822 267 20431 | Scart + 5 fold Phono     |

## STYLING 38

CL 36532126/014  
020993CL 36532126/013  
020993CL 36532126/011  
020993

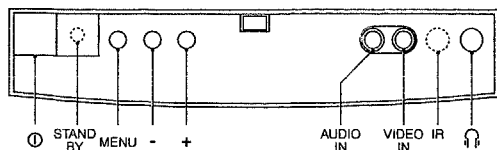
- |    |                |                          |
|----|----------------|--------------------------|
| 1  | 4822 303 30434 | Aerial                   |
| 2  | 4822 438 10387 | Rear cover               |
| 3  | 4822 240 30583 | Loudspeaker              |
| 4  | 4822 430 50934 | Cabinet 37TA1210         |
| 4  | 4822 430 50935 | Cabinet 37TB1190         |
| 5  | 4822 466 93169 | Plate                    |
| 6  | 4822 535 52483 | Washer                   |
| 7  | 4822 502 21245 | Screw                    |
| 8  | 4822 404 30753 | Bracket for deg. coil    |
| 9  | 4822 381 11451 | Lens for RC-receiver     |
| 10 | 4822 157 70585 | Degaussing coil          |
| 11 | 4822 381 11449 | Lens for LED             |
| 12 | 4822 410 62954 | Button assy 37TA1210     |
| 12 | 4822 410 62956 | Button assy 37TB1190     |
| 13 | 4822 410 62955 | Mainsknob                |
| 14 | 4822 492 32656 | Spring                   |
|    | 4822 131 20316 | Picture tube A34EAC01X45 |

## STYLING 39


CL 36532126/014  
020993CL 36532126/015  
020993CL 36532126/012  
020993

- |    |                |                          |
|----|----------------|--------------------------|
| 1  | 4822 438 10441 | Rear cover               |
| 2  | 4822 458 30659 | Grill                    |
| 3  | 4822 240 30583 | Loudspeaker              |
| 4  | 4822 492 71439 | Spring                   |
| 5  | 4822 303 50077 | Aerial                   |
| 5  | 4822 303 30451 | Aerial for /05           |
| 6  | 4822 432 93186 | HT cover plate           |
| 7  | 4822 430 10468 | Cabinet                  |
| 8  | 4822 502 30739 | Screw                    |
| 9  | 4822 404 31325 | Bracket for deg. coil    |
| 10 | 4822 381 11453 | Lens for RC-receiver     |
| 11 | 4822 157 70585 | Degaussing coil          |
| 12 | 4822 381 11452 | Lens for LED             |
| 13 | 4822 410 62958 | Knob assy                |
| 14 | 4822 410 62957 | Mainsknob                |
| 15 | 4822 492 32656 | Spring                   |
|    | 4822 131 20316 | Picture tube A34EAC01X45 |

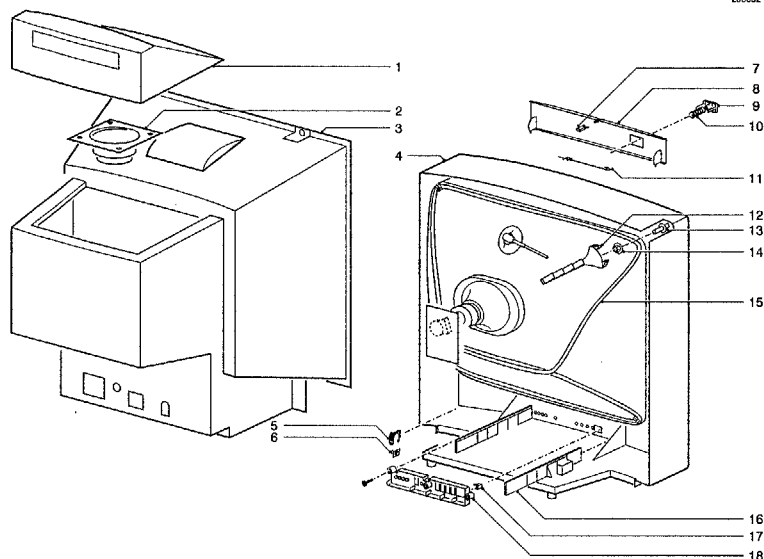
## STYLING 40



CL 26532210/015  
071292



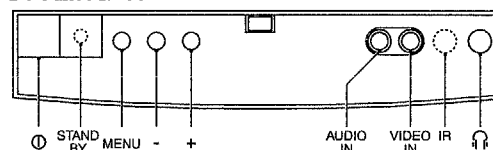
CL 26532053/022  
290682




CL 04632710/018  
184083

- |    |                |                          |
|----|----------------|--------------------------|
| 1  | 4822 445 10382 | Loudspeaker box          |
| 1  | 4822 445 10383 | Loudspeaker box /13W     |
| 2  | 4822 240 50328 | Loudspeaker              |
| 3  | 4822 438 20254 | Rear cover               |
| 3  | 4822 438 20252 | Rear cover /13W          |
| 4  | 4822 430 30255 | Cabinet                  |
| 4  | 4822 430 30248 | Cabinet /13W             |
| 5  | 4822 462 30566 | Holder for damper        |
| 6  | 4822 522 31741 | Damper                   |
| 7  | 4822 278 10088 | Door lock                |
| 8  | 4822 432 93185 | Door                     |
| 8  | 4822 432 93176 | Door /13W                |
| 9  | 4822 410 62199 | Main knob                |
| 10 | 4822 492 32656 | Spring                   |
| 11 | 4822 492 71148 | Door spring              |
| 12 | 4822 404 31238 | Bracket for deg. coil    |
| 13 | 4822 502 12865 | Spindle                  |
| 14 | 4822 505 10903 | Nut                      |
| 15 | 4822 157 52155 | Degaussing coil          |
| 16 | 4822 462 30557 | Chassis guide            |
| 17 | 4822 381 11362 | Lens for LED             |
| 18 | 4822 413 41777 | Knob assy                |
|    | 4822 131 20588 | Picture tube A51EAM50X45 |

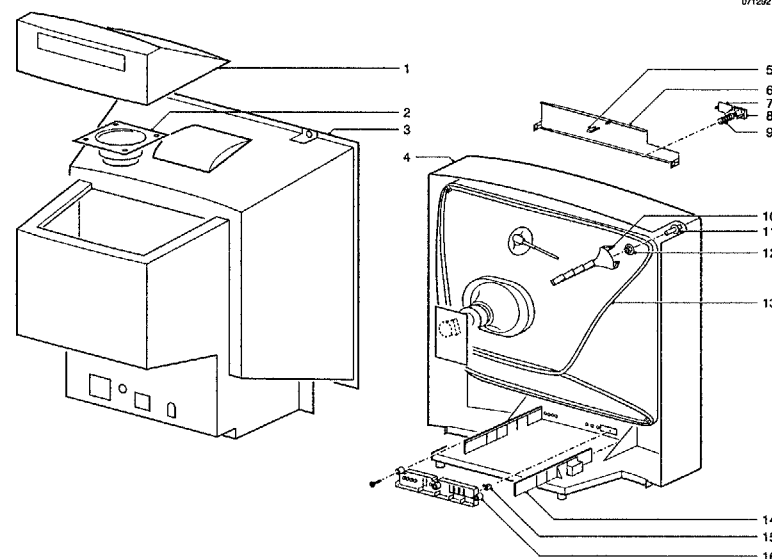
## STYLING 41



CL 26532210/015  
071292



CL 26532210/018  
071292

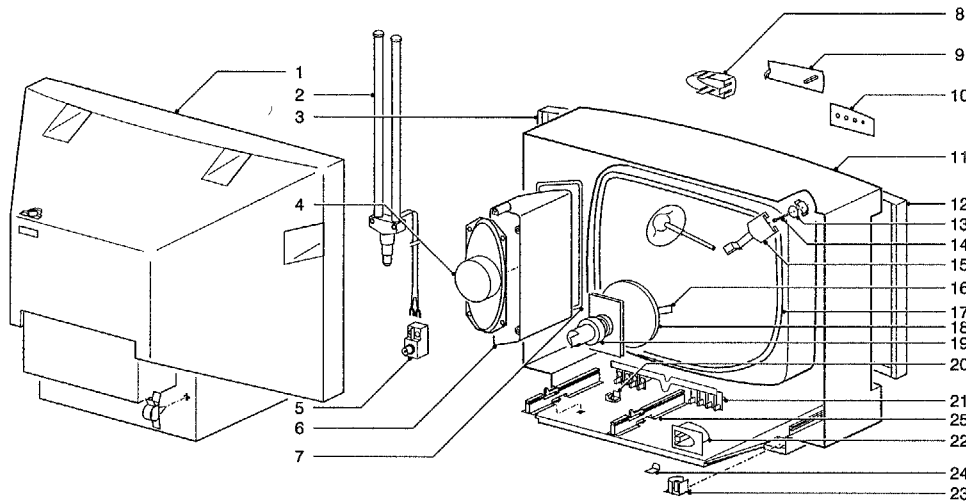
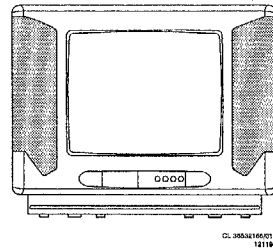
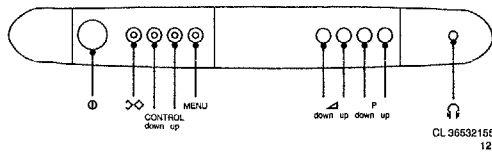


CL 04632710/017  
184083

- |    |                |                          |
|----|----------------|--------------------------|
| 1  | 4822 445 10349 | Loudspeaker box          |
| 2  | 4822 240 50328 | Loudspeaker              |
| 3  | 4822 438 10388 | Rear cover               |
| 4  | 4822 430 40221 | Cabinet                  |
| 5  | 4822 278 10088 | Door lock                |
| 6  | 4822 432 93063 | Door                     |
| 7  | 4822 381 11401 | Lens for LED             |
| 8  | 4822 410 62569 | Main knob                |
| 9  | 4822 492 32656 | Spring                   |
| 10 | 4822 404 31238 | Bracket for deg. coil    |
| 11 | 4822 502 12865 | Spindle                  |
| 12 | 4822 505 10903 | Nut                      |
| 13 | 4822 157 52155 | Degaussing coil          |
| 14 | 4822 462 30557 | Chassis guide            |
| 15 | 4822 462 30567 | Lens for LED             |
| 16 | 4822 413 41775 | Knob assy                |
|    | 4822 131 20324 | Picture tube A51EAM31X45 |
|    | 4822 131 20588 | Picture tube A51EAM50X45 |



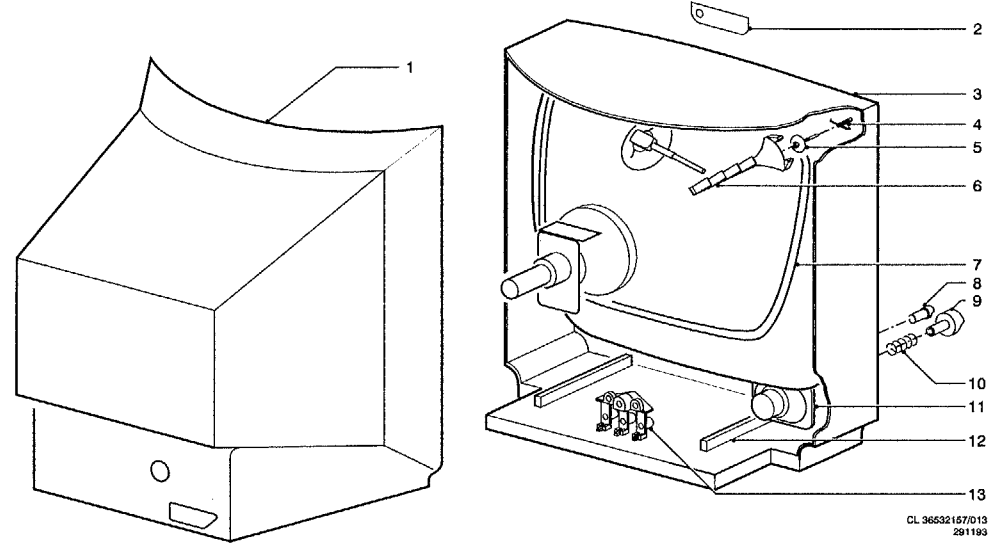
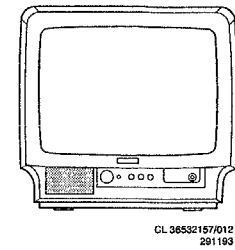
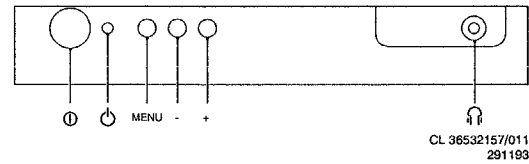
## STYLING 42



- |    |                |                                      |
|----|----------------|--------------------------------------|
| 1  | 4822 438 10444 | Rear cover AV 14" Phoenix LFL        |
| 1  | 4822 438 10445 | Rear cover NAV 14" Phoenix LFL       |
| 2  | 4822 303 30349 | Rod aerial assy                      |
| 3  | 4822 458 30661 | Grill right 14" Phoenix LFL          |
| 4  | 4822 240 20325 | Speaker 14" mono 2" x 6"             |
|    |                |                                      |
| 5  | 4822 218 20884 | Aerial balun adapter 300-75 ohm      |
| 6  | 4822 445 10389 | Speakerbox 14" Phoenix LFL           |
| 7  | 4822 458 10439 | Gasket 14" Phoenix LFL               |
| 8  | 4822 381 11465 | Lens 14" Phoenix LFL                 |
| 9  | 4822 432 93213 | Door 14" Phoenix LFL                 |
|    |                |                                      |
| 9  | 4822 432 93212 | Door 14" NTSC PB Phoenix LFL         |
| 10 | 4822 454 12929 | Identification strip 14" Phoenix LFL |
| 11 | 4822 430 10474 | Cabinet 14" Phoenix LFL              |
| 12 | 4822 458 30662 | Grill left 14" Phoenix LFL           |
| 13 |                |                                      |

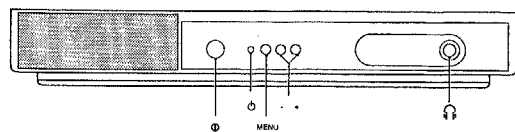
- |    |                |                                        |
|----|----------------|----------------------------------------|
| 14 | 4822 502 21245 | Picture tube fixation screw            |
| 15 | 4822 404 31025 | Bracket degaussing coil                |
| 16 | 4822 535 20076 | Wedge                                  |
| 17 | 4822 157 70706 | Degaussing coil 140 - 276V             |
| 18 | 4822 150 10318 | Deflection yoke HIT 244827             |
|    |                |                                        |
| 19 | 4822 532 70266 | Multipole unit(for- /50)               |
| 19 | 3139 128 72170 | Multipole unit(for- /67)               |
| 20 | 4822 466 93336 | LED/RC holder                          |
| 21 | 4822 410 63034 | Control knobs 14" Phoenix LFL          |
| 22 | 4822 410 63035 | Mains switch knob 14" Phoenix LFL      |
|    |                |                                        |
| 23 | 4822 466 93051 | Mains cord block                       |
| 24 | 4822 404 31345 | Safety bracket 14" Phoenix LFL         |
| 25 | 4822 462 30586 | PWB guide 14" Phoenix LFL              |
|    | 4822 530 51248 | Rubber O-ring for door 14" Phoenix LFL |
|    |                |                                        |
|    | 4822 278 10088 | Locking mechanism of door              |
|    | 4822 131 20278 | Picture tube A34JRH61X(Y)              |
|    | 9322 020 02682 | Picture tube A34JAE10X (for-/67)       |
|    | 4822 218 21183 | Remote control RC7805                  |

## STYLING 43




- |    |                |                         |
|----|----------------|-------------------------|
| 1  | 4822 438 20257 | Rear cover              |
| 2  | 4822 432 93216 | Front cover             |
| 3  | 4822 430 30265 | Cabinet for 20PT....    |
| 4  | 4822 430 30267 | Cabinet for 51TA....    |
|    | 4822 532 52543 | CRT insert              |
|    |                |                         |
| 5  | 4822 502 30736 | CRT screw               |
| 6  | 4822 404 31346 | Bracket for degaussing  |
| 7  | 4822 157 52155 | Degaussing coil         |
| 8  | 4822 381 11466 | Lens for LED            |
| 9  | 4822 410 63052 | Mains switch knob       |
|    |                |                         |
| 10 | 4822 492 32656 | Mains switch spring     |
| 11 | 4822 240 20294 | Loudspeaker P205F03M-00 |
| 12 | 4822 462 30557 | Chassis guide (right)   |
| 13 | 4822 410 63049 | Push button frame       |
|    | 4822 403 70874 | TXB bracket             |
|    |                |                         |
|    | 4822 131 20353 | Picture tube A51-441X   |
|    | 4822 131 21248 | Remote control RC8201   |

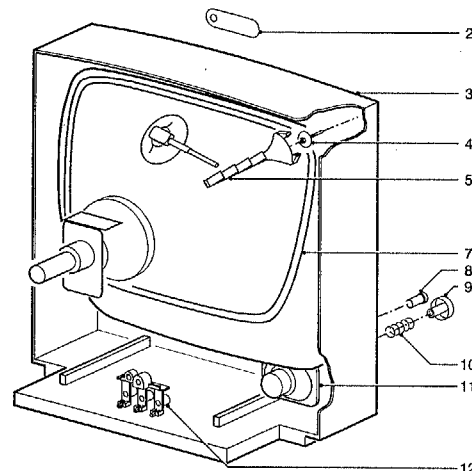
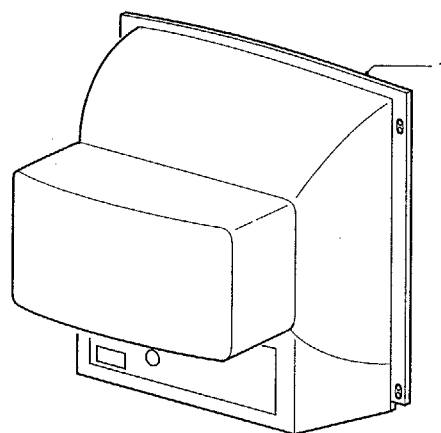
## STYLING 44



CL 36502157/014  
201103



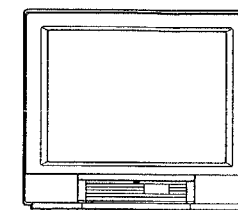
CL 36502157/015  
201103



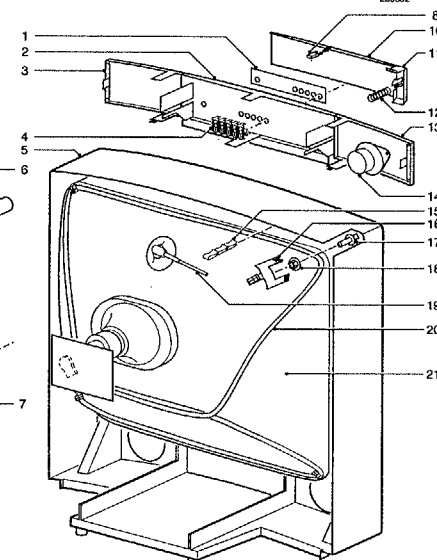
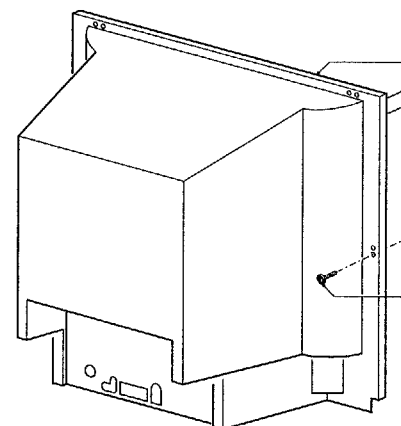
CL 36532157/016  
201103

- |    |                |                          |
|----|----------------|--------------------------|
| 1  | 4822 438 20258 | Rear cover               |
| 2  | 4822 432 93217 | Front cover              |
| 3  | 4822 430 30266 | Cabinet                  |
| 4  | 4822 502 30736 | CRT screw                |
| 5  | 4822 404 31238 | Bracket for degaussing   |
| 7  | 4822 157 52155 | Degaussing coil          |
| 8  | 4822 381 11424 | Lens for LED             |
| 9  | 4822 410 63051 | Mains switch knob        |
| 10 | 4822 492 32656 | Mains switch spring      |
| 11 | 4822 240 20294 | Loudspeaker P205F03M-00  |
| 12 | 4822 410 62695 | Push button frame        |
|    | 4822 403 70874 | TXT bracket              |
|    | 4822 131 20588 | Picture tube A51EAM50X45 |
|    | 4822 218 21249 | Remote control RC7507    |

## STYLING 45



CL 26532053/018  
250692



CL 36502157/018  
201103


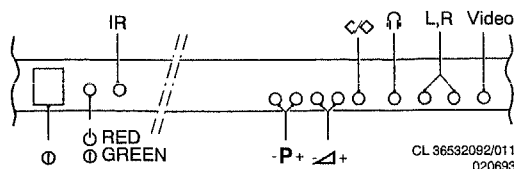
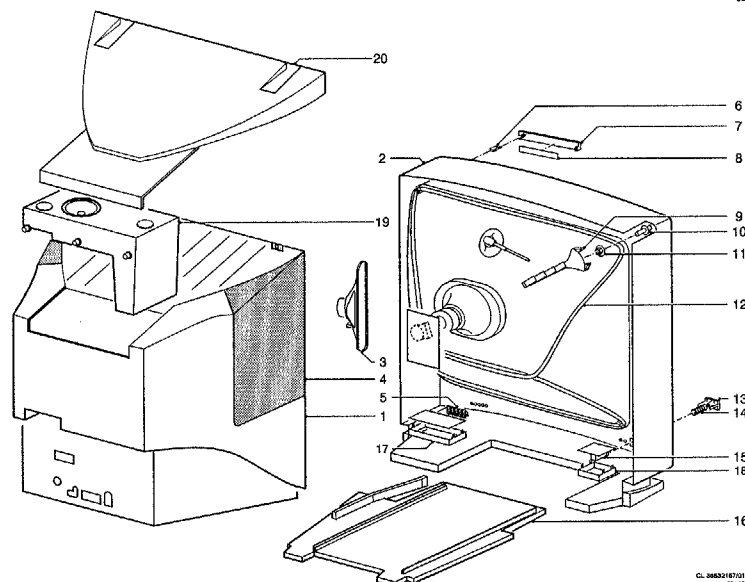
- |      |                |                                    |
|------|----------------|------------------------------------|
| 1    | 4822 454 12749 | Indication strip                   |
| 2a   | 4822 432 11128 | Control panel                      |
| 2b   | 4822 432 11143 | Control panel                      |
| 2c   | 4822 432 93088 | Control panel                      |
| 3    | 4822 458 40571 | Grill 21pt440A                     |
| 4a   | 4822 410 61347 | Control knob assy 5-fold (plastic) |
| 4b/c | 4822 464 70597 | Control knob assy 5-fold (plastic) |
| b/c  | 4822 450 61937 | Window for control knobs           |
| 5a   | 4822 430 30259 | Cabinet                            |
| 5b   | 4822 430 50943 | Cabinet                            |
| 5b   | 4822 430 40222 | Cabinet                            |
| 6    | 4822 438 40213 | Rear cover                         |
| 12   | 4822 417 50252 | Locking mechanism                  |
| 13a  | 4822 432 93191 | Door                               |
| 13b  | 4822 432 92905 | cover                              |

- |     |                |                              |
|-----|----------------|------------------------------|
| 19  | 4822 404 30945 | Degaussing coil bracket (4x) |
| 20  | 4822 535 92924 | Picture tube spindle         |
| 21  | 4822 505 10903 | Picture tube nut             |
|     | 4822 276 12916 | Mains switch                 |
|     | 4822 432 92152 | Mains switch cover           |
| 23  | 4822 157 62613 | Degaussing coil 21"          |
|     | 4822 131 20483 | Picture tube A51EAI55X73     |
| a   | 4822 218 21244 | Remote control RC7502/01     |
| b/c | 4822 218 21181 | Remote control RC7502/00     |

a: 21PT440a  
b: 52TA4310  
c: 52TB4290

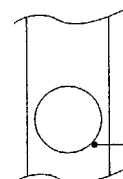
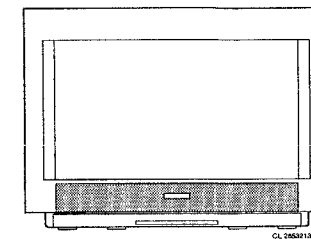
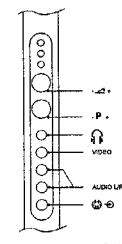
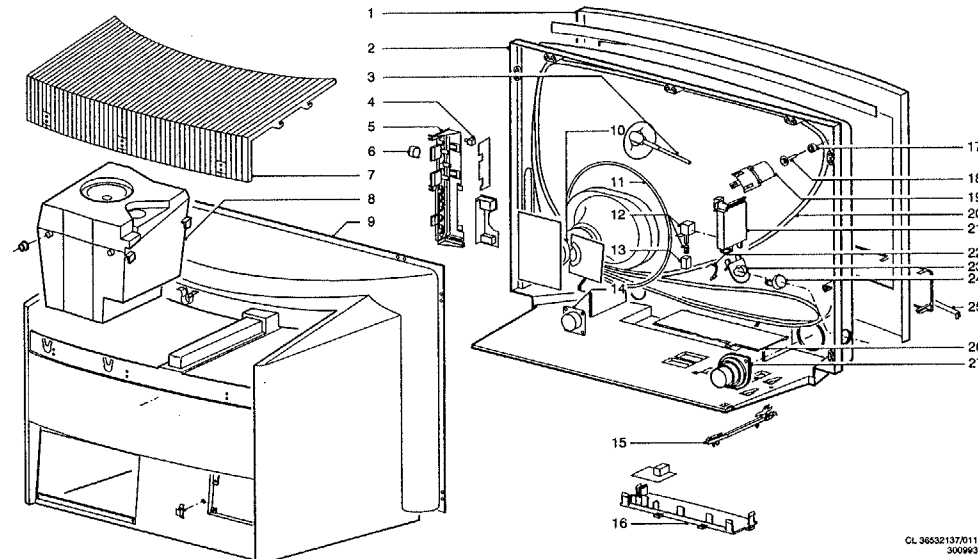
- |     |                |                          |
|-----|----------------|--------------------------|
| 14a | 4822 410 62962 | Mains knob               |
| 14b | 4822 410 63012 | Mains knob               |
| 14c | 4822 410 62601 | Mains knob               |
| 15  | 4822 492 32656 | Spring behind mains knob |
| 17  | 4822 240 30688 | Loudspeaker left         |
|     | 4822 240 30687 | Loudspeaker right        |

## STYLING 46

CL 36532092/013  
020693CL 36532107/017  
051108

- |     |                |                                     |
|-----|----------------|-------------------------------------|
| 1   | 4822 438 30248 | Rear cover 25"                      |
| 1   | 4822 438 40274 | Rear cover 28"                      |
| 2   | 4822 430 50945 | Cabinet 25"                         |
| 2   | 4822 430 50946 | Cabinet 28"                         |
| 3/4 | 4822 458 50498 | Loudspeaker assy left + grill       |
| 3/4 | 4822 458 50499 | Loudspeaker assy right + grill      |
| 5   | 4822 410 62734 | Control knob assy 5-FOLD (plastic)  |
|     | 4822 410 62597 | Control switch assy 5-FOLD (electr) |
| 6   | 4822 417 50252 | Locking mechanism                   |
| 7   | 4822 432 93159 | Door                                |
| 8   | 4822 460 10987 | Indication strip                    |
| 9   | 4822 404 30869 | Degaussing coil bracket (4x)        |
| 10  | 4822 535 92924 | Picture tube spindle                |
| 11  | 4822 505 10903 | Picture tube nut                    |
| 12  | 4822 157 63747 | Degaussing coil 25"                 |
| 12  | 4822 157 71011 | Degaussing coil 28"                 |
| 13  | 4822 410 62684 | Mains knob                          |
| 14  | 4822 492 32656 | Spring behind mains knob            |
| 15  | 4822 276 12597 | Mains switch                        |
| 16  | 4822 432 11106 | Bottom plate                        |
| 18  | 4822 403 70926 | Bracket fixing sep. mains module    |
|     | 4822 131 20559 | Picture tube A66EAK252X11           |
|     | 4822 131 20568 | Picture tube A59EAK252X11           |
|     | 4822 320 20172 | EHT cable assy                      |
| 19  | 4822 445 10387 | Woofertube                          |
| 20  | 4822 458 50501 | Grill for woofertube 28"            |
|     | 4822 458 50497 | Grill for woofertube 25"            |
|     | 4822 218 21181 | Remote control RC7502               |

## STYLING 47

CL 26532133/360  
260893CL 36532133/360  
021202CL 36532137/011  
300993

- |    |                                 |                                |                |                           |                          |
|----|---------------------------------|--------------------------------|----------------|---------------------------|--------------------------|
| 1  | not available (part of cabinet) | 20                             | 4822 157 70968 | Degaussing coil 28"       |                          |
| 2  | 4822 430 50883                  | Cabinet 28"                    | 20             | 4822 157 70471            | Degaussing coil 28" -/97 |
| 2  | 4822 430 50925                  | Cabinet 32"                    | 20             | 4822 157 70976            | Degaussing coil 32"      |
| 3  | 4822 102 90037                  | EHT cable with bleeder         | 21             | 4822 403 70907            | Bracket for mains switch |
| 4  | 4822 410 62585                  | Knob                           | 22             | 4822 492 71342            | Spring for mains switch  |
| 5  | 4822 404 31334                  | Bracket fix control panel      | 23             | 4822 403 70905            | Lever for mains switch   |
| 5  | 4822 404 31335                  | Bracket fix control panel -/61 | 24             | 4822 410 62586            | Knob mains               |
| 6  | 4822 411 50617                  | Knob vol/prog                  | 24             | 4822 410 62975            | Knob mains -/61          |
| 7  | 4822 458 50495                  | Grill                          | 25             | 4822 450 62166            | Window                   |
| 8  | 4822 445 10355                  | LS box subwoofer               | 26             | 4822 466 62337            | Protection plate         |
| 9  | 4822 438 40272                  | Rearcover 28"                  | 27             | 4822 240 30659            | Loudspeaker              |
| 9  | 4822 438 40273                  | Rearcover 32"                  |                | 4822 466 62349            | Philips emblem 28"       |
| 10 | 4822 404 31201                  | Bracket fix SCAVEM amplifier   |                | 4822 459 11164            | Philips emblem 32"       |
| 11 | not present                     |                                |                | 4822 459 11033            | Matchline emblem         |
| 12 | 4822 276 13395                  | Mains switch                   |                | 4822 462 40554            | Foot                     |
| 13 | not present                     |                                | 4822 445 10288 | Surr. sound speakers      |                          |
| 14 | 4822 240 30658                  | Tweeter                        | 4822 131 20461 | Picture tube W67EWS001X42 |                          |
| 15 | 4822 404 31288                  | Bracket for mains cord         | 4822 131 20553 | Picture tube W76EWS001X42 |                          |
| 15 | 4822 404 31336                  | Bracket for mains cord -/61    |                |                           |                          |
| 16 | 4822 403 70904                  | Bracket for LED panel          |                |                           |                          |
| 17 | 4822 532 12243                  | Insert VP17100 28"             |                |                           |                          |
| 17 | 4822 404 31294                  | Insert VP19100 32"             |                |                           |                          |
| 18 | 4822 500 10482                  | Screw fix picture tube 28"     |                |                           |                          |
| 18 | 4822 502 21359                  | Screw fix picture tube 32"     |                |                           |                          |
| 19 | 4822 403 70906                  | Bracket fix degaussing coil    |                |                           |                          |

# **SURVEY OF MODEL NUMBERS**

MODEL	CHASSIS	RC	MODEL	CHASSIS	RC
20GX1750/75R	ANUBIS S AA	7807	21PT350A/00	ANUBIS B	7320
20GX1850/54R	ANUBIS S AA	7802	21PT350A/01	ANUBIS B	7320
20GX1850/77R	ANUBIS S AA	7802	21PT440A/00	GR2.2	7502
20GX1850/85R	ANUBIS S AA	7802	21PT440A/06	GR2.2	7502
20GX1850/87R	ANUBIS S AA	7802	21PT440A/42	GR2.2	7502
20PT135A/00	ANUBIS A	8201	21PT442A/07	GR2.2	7502
20PT135A/01	ANUBIS A	8201	21PT442A/11	GR2.2	7502
20PT135A/42	ANUBIS A	8201	21PT442A/13	GR2.2	7502
20PT150A/00	ANUBIS A	9073	21PT520A/00	GR2.2	7502
20PT150A/01	ANUBIS A	9073	21PT520A/06	GR2.2	7502
20PT150A/07	ANUBIS A	9073	21PT520A/19	GR2.2	7502
20PT150A/13	ANUBIS A	9073	21PT522A/05	GR2.2	7502
20PT150A/16	ANUBIS A	9073	21PT522A/11	GR2.2	7502
20PT150A/42	ANUBIS A	9073	21PT522A/13	GR2.2	7502
			21PT522A/16	GR2.2	7502
21AA3557/07B	ANUBIS A	9057	21PT530A/00	GR2.2	7502
21GX1560/52R	ANUBIS S AA	7805	21PT530A/06	GR2.2	7502
21GX1560/54R	ANUBIS S AA	7805	21PT530A/15	GR2.2	7502
21GX1560/56R	ANUBIS S AA	7805	21PT530A/19	GR2.2	7502
21GX1560/56S	ANUBIS S AA	7805	21PT532A/05	GR2.2	7502
21GX1560/58R	ANUBIS S AA	7805	21PT532A/11	GR2.2	7502
21GX1560/71R	ANUBIS S AA	7805	21PT532A/13	GR2.2	7502
21GX1560/77R	ANUBIS S AA	7805	21PT532A/16	GR2.2	7502
21GX1560/85R	ANUBIS S AA	7805	21PT570A/01	GR2.2	7502
21GX1560/87R	ANUBIS S AA	7805	21PT700A/20	FL1.10	7138
21GX1562/50B	ANUBIS S AA	7805	21PT700A/21	FL1.10	7138
21GX1562/50R	ANUBIS S AA	7805	21PT700A/39	FL1.10	7138
21GX1562/59H	ANUBIS S AA	7805	21PT702A/32	FL1.10	7138
21GX1562/59R	ANUBIS S AA	7805	21ST2737/43	GR2.2	6512
21GX1562/62B	ANUBIS S AA	7805			
21GX1562/67R	ANUBIS S AA	7805	25ML8505/36B	FL1.16	7141
21GX1562/75R	ANUBIS S AA	7805	25PT450A/00	GR2.2	7502
21GX1562/79R	ANUBIS S AA	7805	25PT450A/06	GR2.2	7502
21GX1563/50B	ANUBIS S AA	7801	25PT450A/15	GR2.2	7502
21GX1563/56R	ANUBIS S AA	7801	25PT450A/42	GR2.2	7502
21GX1563/56H	ANUBIS S AA	7801	25PT450A/43	GR2.2	7502
21GX1563/67R	ANUBIS S AA	7801	25PT452A/07	GR2.2	7502
21GX1563/93R	ANUBIS S AA	7802	25PT452A/11	GR2.2	7502
21GX1563/94R	ANUBIS S AA	7801	25PT452A/13	GR2.2	7502
21GX1563/99R	ANUBIS S AA	7801	25PT452A/16	GR2.2	7502
21GX1760/50B	ANUBIS S AA	7807	25PT470A/00	GR2.2	7502
21GX1760/58R	ANUBIS S AA	7807	25PT470A/19	GR2.2	7502
21GX1760/62B	ANUBIS S AA	7807	25PT472A/16	GR2.2	7502
21GX1760/75R	ANUBIS S AA	7807	25PT480A/00	GR2.2	7502
21GX1760/79R	ANUBIS S AA	7807	25PT482A/05	GR2.2	7502
21GX1763/56R	ANUBIS S AA	7805	25PT490A/00	GR2.2	7502
21HT1350/00Z	ANUBIS B	5930 & 9051	25PT492A/16	GR2.2	7502
21HT1350/01B	ANUBIS B	5930 & 9051	25PT510A/00	GR2.2	7502
21HT1350/01Z	ANUBIS B	5930 & 9051	25PT512A/16	GR2.2	7502
21HT1350/05Z	ANUBIS B	5930 & 9051	25PT520A/00	GR2.2	7502
21HT1350/20Z	ANUBIS B	5930 & 9051	25PT520A/06	GR2.2	7502
21HT1350/21B	ANUBIS B	5930 & 9051	25PT520A/19	GR2.2	7502
21HT1350/21Z	ANUBIS B	5930 & 9051	25PT522A/05	GR2.2	7502
21HT1350/25Z	ANUBIS B	5930 & 9051	25PT522A/13	GR2.2	7502
21HT1359/01B	ANUBIS B	5931 & 9051	25PT522A/16	GR2.2	7502
21HT1359/21B	ANUBIS B	5931 & 9051	25PT530A/00	GR2.2	7502
21HT1550/00B	ANUBIS B	5930 & 9051	25PT530A/06	GR2.2	7502
21HT1550/05B	ANUBIS B	5930 & 9051	25PT530A/15	GR2.2	7502
21HT1550/20B	ANUBIS B	5930 & 9051	25PT530A/19	GR2.2	7502
21HT1550/25B	ANUBIS B	5930 & 9051	25PT530A/42	GR2.2	7502
21HT1559/00B	ANUBIS B	5931 & 9051	25PT532A/05	GR2.2	7502
21HT1559/05B	ANUBIS B	5931 & 9051	25PT532A/11	GR2.2	7502
21HT1559/20B	ANUBIS B	5931 & 9051	25PT532A/13	GR2.2	7502
21HT1559/25B	ANUBIS B	5931 & 9051	25PT532A/16	GR2.2	7502
21HT1559/33B	ANUBIS B	5931 & 9051	25PT540A/00	GR2.2	7502
21PT131B/05	ANUBIS A	6803	25PT542A/16	GR2.2	7502
21PT134B/00	ANUBIS A	6803	25PT550A/00	GR2.2	7502
21PT134B/01	ANUBIS A	6803	25PT560A/00	GR2.3	7502
21PT134B/42	ANUBIS A	6803	25PT562A/11	GR2.3	7502
21PT161B/00	ANUBIS A	9057	25PT562A/13	GR2.3	7502
21PT161B/05	ANUBIS A	9057	25PT800A/00	FL1.17	7136
21PT164A/00	ANUBIS A	9057	25PT800A/01	FL1.17	7136
21PT164A/05	ANUBIS A	9057	25PT800A/19	FL1.17	7136
21PT164B/00	ANUBIS A	9057	25PT802A/05	FL1.17	7136
21PT164B/01	ANUBIS A	9057	25PT802A/12	FL1.17	7136
21PT164B/07	ANUBIS A	9057			
21PT164B/13	ANUBIS A	9057			
21PT164B/13W	ANUBIS A	9057			
21PT164B/42	ANUBIS A	9057			
21PT165A/05	ANUBIS A	7507			